



TRANSPORTABLE REEL MOWERS

5, 7, 9 and 11 Gang Mowers

PARTS LIST



Kesmac Inc.

23324 Woodbine Avenue, Keswick Ontario Canada L4P 0N1

Tel (905) 476-6222 Fax (905) 476-6744

Web Site www.brouwerkesmac.com Email info@kesmac.com

Oct. 2023
KM99027

KESMAC INC.
DBA BROUWER KESMAC
23324 Woodbine Ave.
Keswick, ON L4P 0N1
Phone: (905) 476-6222
Fax: (905) 476-6744
Website: www.brouwerkesmac.com



STATEMENT OF LIMITED WARRANTY

Brouwer Kesmac warrants its full line of equipment to be free from defects in material and factory workmanship for a period of 12 months. This warranty begins on the date of sale or use of the equipment to the original purchaser. This statement does not extend or limit engine, tractor or component warranties in which the engine, tractor or component manufacturers may carry extended time periods up to 24 months. Engine, tractor or component warranty claims will be subject to the engine, tractor or components manufacturer's approval.

Replacement Parts carry a 90 day replacement warranty and are reimbursed to the dealer. All electrical and hydraulic parts are limited by this policy and will only be covered upon approval by the service department after inspection of the part. The installation and removal of a part will automatically place that part under the replacement parts warranty.

This warranty is limited exclusively to equipment or accessories manufactured or supplied by **Brouwer Kesmac** and are subject to the inspection and analysis by the company to conclusively identify the nature and cause of failure.

PRODUCT REGISTRATION FORM must be completely filled out, signed by the customer at the original date of installation, and returned to **Brouwer Kesmac** before any claims will be considered.

Brouwer Kesmac reserves the right to incorporate improvements in material and design of its products without notice and is not obligated to make the same improvements to equipment previously manufactured.

Brouwer Kesmac is not obliged under any warranty policy different from the Kesmac Brouwer Turf warranty policy as published above.

BROUWER KESMAC RESPONSIBILITIES

Brouwer Kesmac's obligation under the terms of this warranty is limited to the repair, replacement or credit, at its option, of the equipment, parts or supply items that conform to its warranty.

DEALER'S RESPONSIBILITIES

1. Only factory-trained service or approved personnel will be permitted to perform warranty service on **Brouwer Kesmac** equipment.
2. All major warranty claims exceeding \$650.00 (in total including parts and labour) must be authorized by **Brouwer Kesmac** before work is performed.
3. All replacement parts used in warranty situations must be furnished by **Brouwer Kesmac** or approved by **Brouwer Kesmac** personnel. The use of non-recommended oil could nullify warranty.

OWNERS RESPONSIBILITIES

The owner is obligated to operate and maintain the equipment in accordance with the recommendations published by **Brouwer Kesmac** in the owners/operators manual for the unit. The owner is responsible for the costs associated with such maintenance and operating adjustments that may be required on a regularly scheduled basis. Where applicable the owner is responsible for transportation to and from the dealership or service calls made by the dealer.

CONDITIONS THAT VOID WARRANTY

This warranty shall not apply to equipment which:

- 1. Has had repairs or modifications not authorized by **Brouwer Kesmac**
- 2. Has been subject to abuse, improper maintenance, or improper application.
- 3. Has been modified from original equipment specifications.

WARRANTY EXCEPTIONS

This warranty does not apply to the following items:

- 1. Wear items including blades, cutting edges, cutting arms, spark plugs, belts, filters, bearings, sprockets, chains, tires, light bulbs, lubricants and fluids etc. Cost of normal maintenance including replacement of service items.
- 2. Damages to engine/drive systems caused by lack of/or improper lubricants and/or fluids.
- 3. Damages arising from accident, misuse or neglect.
- 4. Damages to engine/drive systems caused by improper operation and/or maintenance.
- 5. **Brouwer Kesmac** will not be liable for any incidental or consequential damage or injuries, including but not limited to loss of profits, loss of crops, rental of substitute equipment, or other commercial loss or for damage to the equipment in which the Company Product is installed.

FREIGHT CARRIER DAMAGE

Claims for equipment damaged in transit should be referred to the freight carrier. Visible damage should be reported immediately and concealed damage as soon as possible, in accordance with freight carrier regulations.




TRANSPORTABLE REEL MOWERS

PARTS LIST

IMPORTANT

When ordering parts for this machine, quote the serial number from the plate located directly under the toolbox on the right side of the main frame.

Use only genuine Kesmac Parts. Parts that are not supplied by Kesmac may not meet Kesmac specifications or standards of manufacture. The use of non-approved parts may result in component failure and possibly cause an accident and injury to the operators and others.



Dealer/Customer

Serial Number

Date of Shipment

TRANSPORTABLE REEL MOWERS – PARTS LIST CONTENTS

SECTION 1 - REELS

Reel Assembly. (Typical)	1-01
Reel Assembly. (See Section 8 for Single Point Adjust Reel Option)	1-03
Reel Cylinder	1-05
Roller Assembly	1-07
Tie Rod Assembly	1-09

SECTION 2 - FRAME

Wingframe Assembly 7 & 9 Gang	2-01
Mainframe, Wingframes, Tongue, Main Wheel, and Non Current Axle (Spindle) from Serial No. 612 to Jan/07	2-03
Mainframe, Wingframes, Jackshafts & Lift Assy. 11 Gang	2-05
Transport Safety Chain	2-09
Safety/Operating Decals	2-11
Reel Drive Guards (5, 7 & 9 Gang)	2-13
Main Wheel – Non Current up to Serial No. 611	2-15
Main Wheel – Current from Feb/07	2-17
Axle Spindle Assembly Current from 2012	2-19

SECTION 3 - DRIVE

Wing Reel Drives	3-01
Main Reel (Front/Rear Jackshafts) Drive Assembly	3-03
Mainframe, Gearbox, Idlers & Guards	3-05
P.T.O. Shafts & Jackshafts (See Appendix for Distributor Parts/Service)	3-07

SECTION 4 – LIFT ARMS & CHAINS

Main Reels Lift Assembly	4-01
Reel Lift Chains & Reel Guards	4-03
Main & Wing Lift Arms	4-05

SECTION 5 - HYDRAULICS

Hydraulic System 7, 9, and 11 Gang	5-01
5 Gang Hydraulic System	5-03

SECTION 6 – FAIRWAY MOWER

Fairway Mower Reel Assembly (Typical)	6-01
Fairway Mower Grooved Roller Assembly	6-05

SECTION 7 – VERTICAL MOWER

Vertical Mower Reel Assembly (Typical)	7-01
Vertical Mower Sheaves/Drive Belts & Idler/Tensioner	7-05
Vertical Mower Main Wheel Assembly, Height Adjuster Wheel & Deflector Flap	7-07

SECTION 8 – OPTIONS

Castor Wheel, 11 Gang Wingframe (Option)	8-01
Brush Kit (Option)	8-03
Reel Drive Guards – 5, 7, 9 & 11 Gang (Special Order)	8-05
Single Point Adjustment Reel Assembly (Option)	8-07
Slow Moving Vehicle Emblem (Option)	8-11

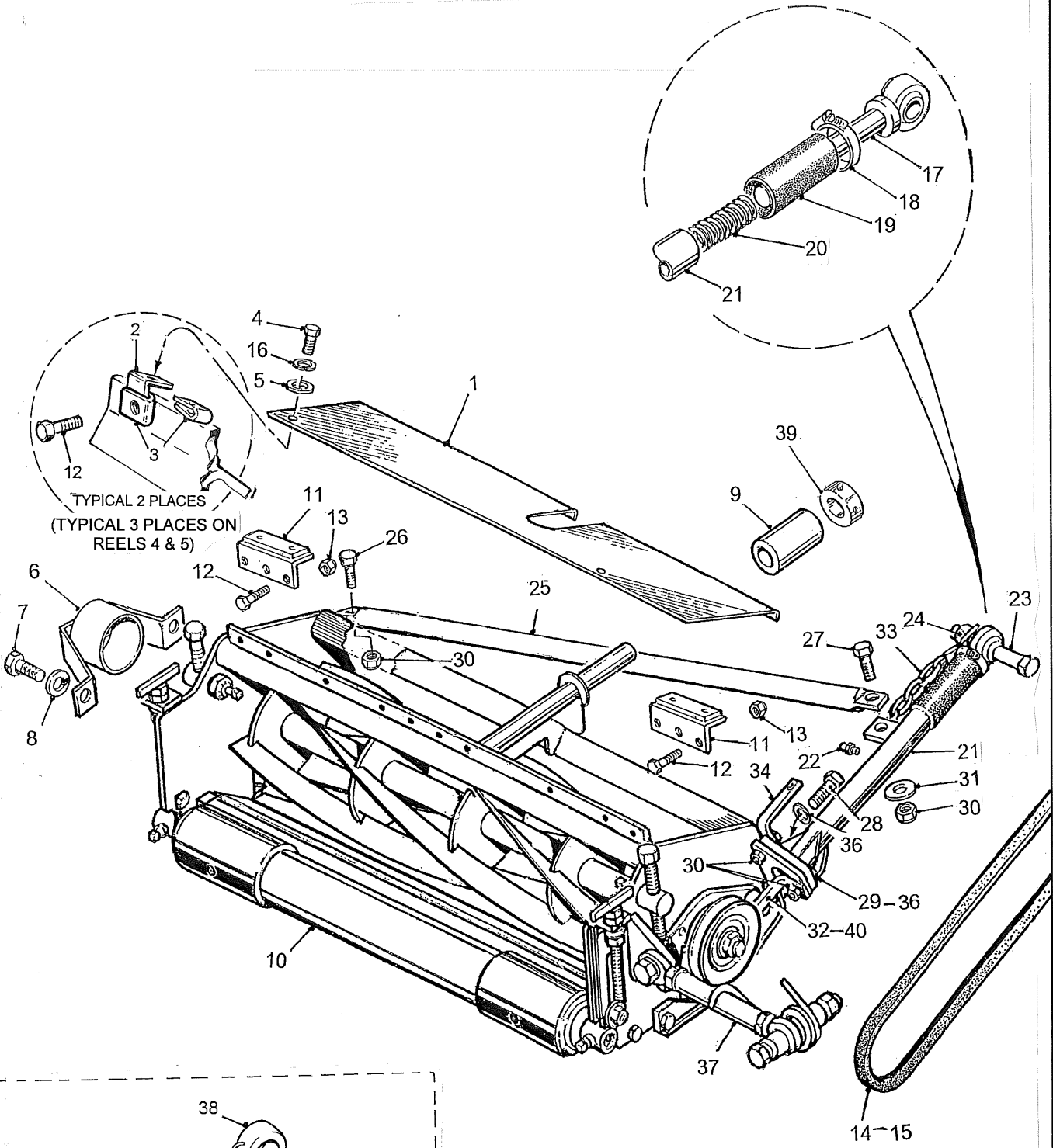
APPENDIX

Bondioli & Pavesi P.T.O. Shafts Distributor Parts/Service	9-01
Backlapper Assembly	9-03

SECTION 1 - REELS

Reel Assembly. (Typical)	1-01
Reel Assembly. (See Section 8 for Single Point Adjust Reel Option)	1-03
Reel Cylinder	1-05
Roller Assembly	1-07
Tie Rod Assembly	1-09

REEL ASSEMBLY (TYPICAL)

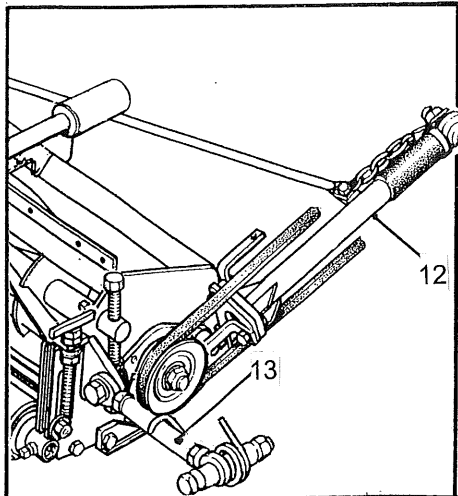
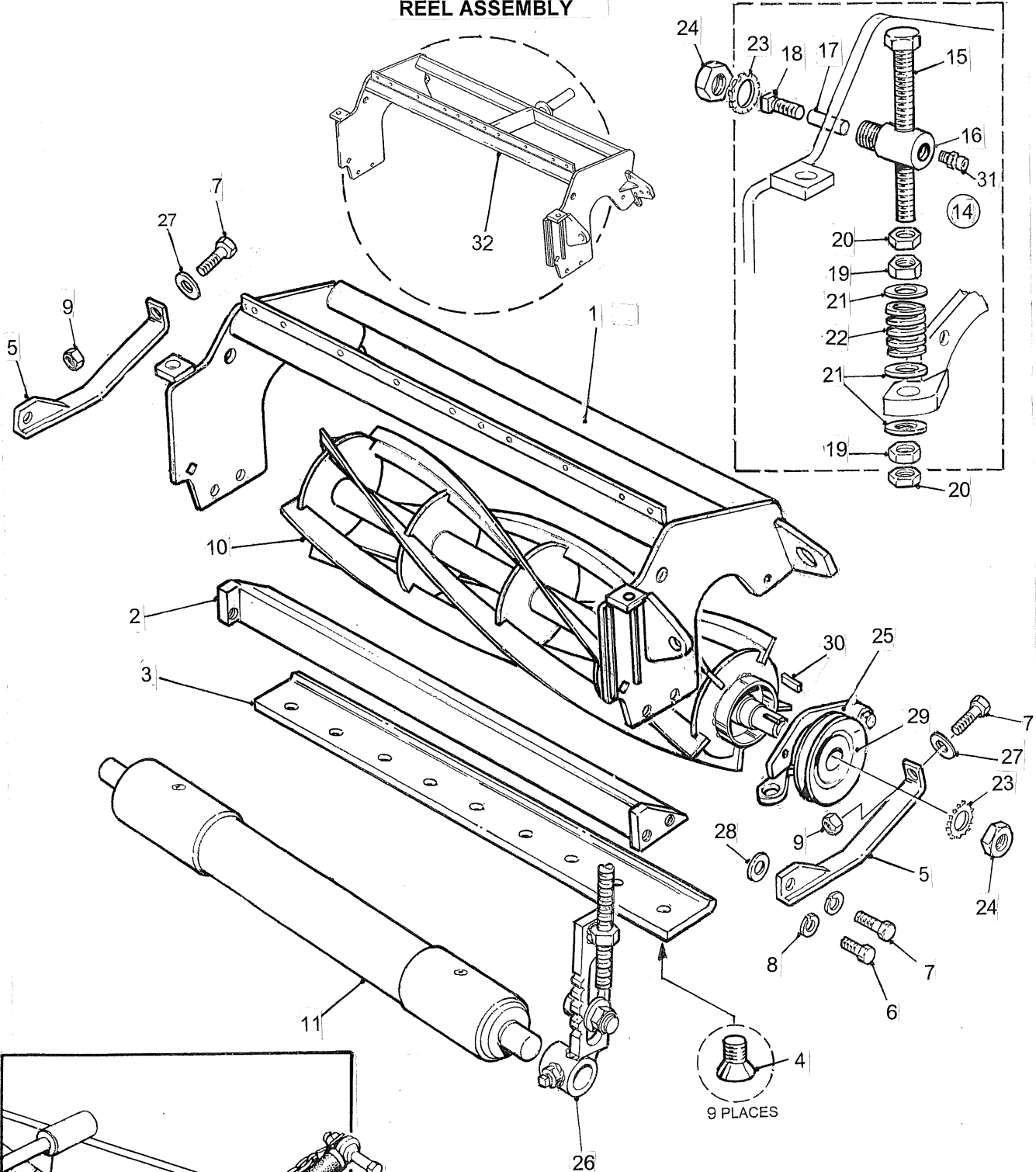


ITEM NO.	PART NO	DESCRIPTION	QTY
REEL ASSEMBLY (TYPICAL)			
1	C100056	Reel Guard No. 1, 2 & 3	3
	C100057	Reel Guard No. 4	1
	C100058	Reel Guard No. 5	1
	C100067	Reel Guard No. 6	1
	C100068	Reel Guard No. 7	1
	C100059	Reel Guard No. 8 & 10	2
	C100060	Reel Guard No. 9 & 11	2
2	C100052	Bracket Reel Guard Mount	2
	C100250	Bracket Reel Guard Mount. Reel 4 & 5 - 10 in. Reel	2
3	F240500	Clip Nut	4
4	F040510	Bolt 5/16 UNC x 1	2
5	F320500	Flatwasher 5/16	2
6	C300018	Guard, Reel Bearing	1
7	F040604	Bolt 3/8 UNC x 1/2 GR8	2
8	F310600	Lockwasher 3/8	1
9	C100053	Snubber Roller	1
10	C500157	Roller Assy (See Page 7)	1
11	C500004	Bumper Pad (Reels 6 & 7 only)	2
12	F040510	Bolt 5/16 UNC x 1	8
13	F210500	Locknut 5 16 UNC	4
14	KD62366	Belt - Reel Drive (Kevlar)	1
15	MD62064	Belt - Reel Drive	1
16	F310500	Lockwasher 5/16	4
17	C300017	Pivot Post	1
18	CM02024	Hose Clamp	1
19	C100039	Sleeve	1
20	CS10002	Spring	1
21	C300084	Telescopic Arm. From Aug./ 00. (C300016 Non Current up to Aug./ 00)	1
22	CM11400	Grease Fitting	1
23	F041250	Bolt 3/4 UNC x 5 GR8	1
24	F211200	Locknut 3/4 UNC	1
25	C100047	Strut	1
26	F040710	Bolt 7/16 UNC x 1 GR8	1
27	F010714	Bolt 7/16 UNC x 1 1/2 GR8	1
28	F040716	Bolt 7/16 UNC x 1 3/4 GR8	1
29	F040714	Bolt 7/16 UNC x 1 1/2 GR8	1
30	F210700	Locknut 7/16 UNC	2
31	F320700	Flatwasher 7/16	5
32	C100042	Pulley Scraper	1
33	C300020	Safety Chain	1
34	C100066	Release Link	1
35	CM90002	Binder Release	1
36	F380120	Flatwasher (Special - nickle plated)	5
37	-----	Compensator Tie Rod (See Page 1-09)	Ref
38	C300032	Belt Release Collar/Chain Assy	1
39	C100069	Lock Collar (c/w set screws) Snubber Roller	1
40	C100233	Pulley Scraper 10 in. Reel	1

NOTE

Items 17, 18, 19, 20 available as assembly No. C500047.

REEL ASSEMBLY



NOTE 1
 Refer to Section 8 for the Single Point Adjustment Reel Option.

NOTE 2
 Refer to Section 6 for the Fairway Mower Reel assembly.

ITEM NO.	PART NO	DESCRIPTION	QTY
REEL ASSEMBLY			
1	C300010	Reel Frame (No. 1, 3 & 7)	3
	C300011	Reel Frame (No. 2 & 6)	2
	C300012	Reel Frame (No. 4)	1
	C300013	Reel Frame (No. 5)	1
	C300014	Reel Frame (No. 8 & 10)	2
	C300015	Reel Frame (No. 9 & 11)	2
2	C300005	Bedknife Holder	1
3	C200001	Bedknife Blade	1
4	F120605	Bedknife Screw	9
5	C300009	Skid Shoe	2
6	F040710	Bolt 7/16 UNC x 1 GR8	2
7	F040712	Bolt 7/16 UNC x 1 1/4 GR8	4
8	F310700	Lockwasher	4
9	F210700	Locknut	2
10	C400001	Reel Cylinder (5 Blade) (see page 5 for other configurations)	1
11	C500001	Roller Assembly (see page 7)	1
12	C500047	Telescopic Arm Assembly (see page 1)	ref
13	C500007	Tie Rod Assembly (see page 7)	ref
14	C500036	Reel Adjuster Assembly	2
15	C300008	Height Adjuster Bolt	1
16	C100010	Adjuster Nut	1
17	C100022	Lock Slug	1
18	F110612	Screw 3/8 UNC x 1 1/4 Sq. Hd. Cup Pt.	1
19	F231050	Nut 5/8 UNF	2
20	F221050	Jam Nut 5/8 UNF	2
21	F331000	Flatwasher 5/8 SAE.	3
22	CS10001	Spring	1
23	F371200	Lockwasher 3/4 External Tooth	3
24	F221250	Jam Nut 3/4 UNF	3
25	C300001	Reel Bearing Holder (see page 5)	ref
26	C500002	Roller Height Adjuster Assembly LH (see page 7)	1
	C500003	Roller Height Adjuster Assembly RH	1
27	F380120	Flatwasher. Special Nickle Plated	5
28	F380700	Shim Washer	A/R
29	C400003	Drive Sheave	1
30	F924410	Key	1
31	KM11410	Grease Fitting	1
32	C300065	Reel Frame LH 10in.	1
	C300066	Reel Frame RH 10in.	1
	C300067	Reel Frame LH (No. 4) 10in.	1
	C300068	Reel Frame RH (No. 5) 10in.	1

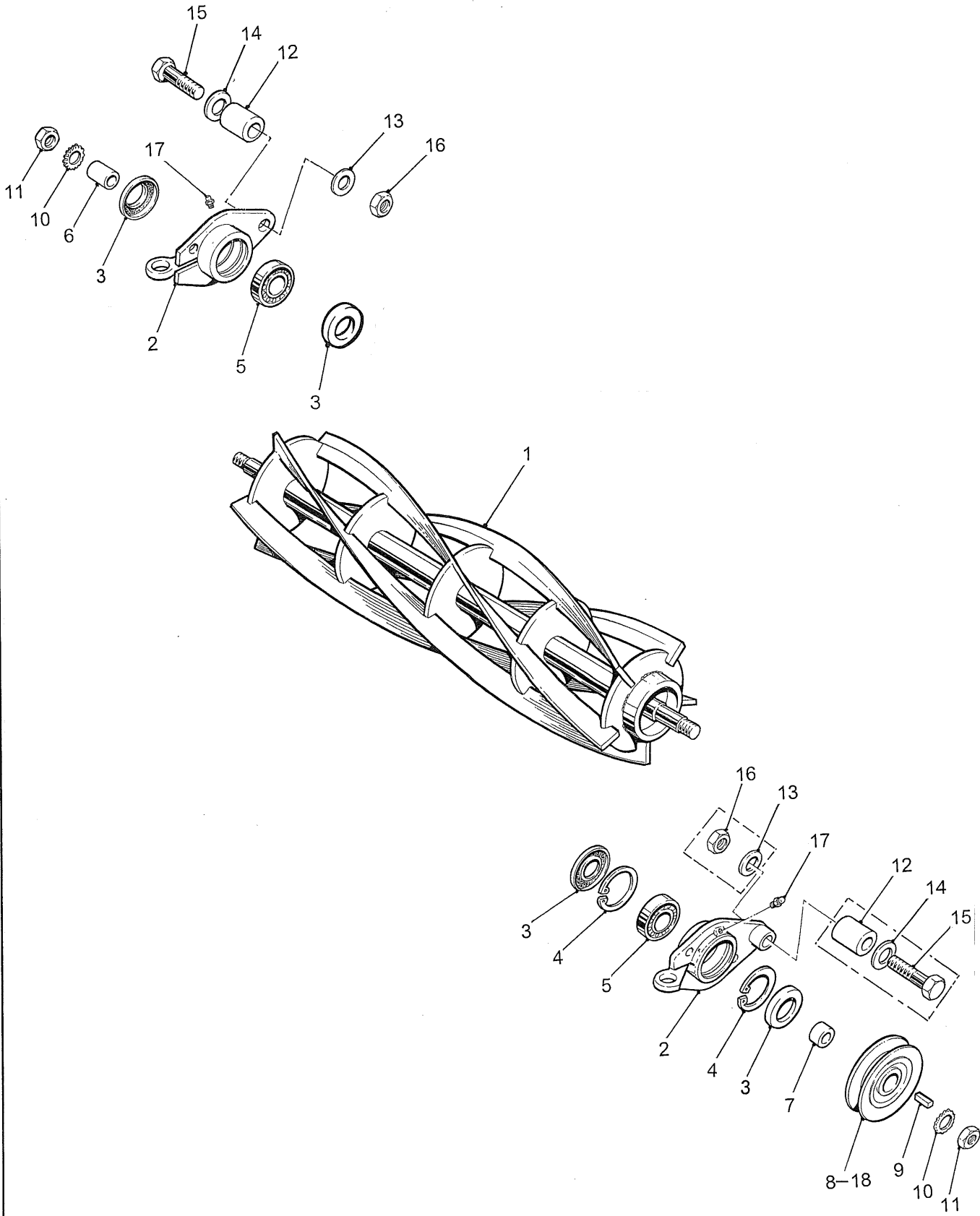
NOTE 1

Refer to Section 6 for the Fairway Mower Reel assembly.

NOTE 2

Refer to Section 8 for the Single Point Adjustment Reel Option

REEL CYLINDER



ITEM NO.	PART NO	DESCRIPTION	QTY
REEL CYLINDER			
1	C400001	Reel Cylinder, 5 Blade	1
	C400002	Reel Cylinder, 6 Blade	1
	C400004	Reel Cylinder, 7 Blade	1
	C400005	Reel Cylinder, 8 Blade	1
	C400008	Reel Cylinder, 9 Blade (opt)	1
	C400012	Reel Cylinder, 10 Blade (opt)	1
	C400009	Reel Cylinder, 5 Blade - 10 in. Reel	1
	C400011	Reel Cylinder, 6 Blade - 10 in. Reel	1
2	C300001	Bearing Holder	2
3	CB90001	Bearing Seal	4
4	F815244	Retaining Ring. Internal	2
5	CB10001	Bearing	2
6	C100020	Spacer - Long	1
7	C100021	Spacer - Short	1
8	C400003	Drive Sheave	1
9	F924410	Key	1
10	F371200	Lockwasher 3/4 Ext. Tooth	2
11	F221250	Jam Nut 3/4 UNF	2
12	C100019	Pivot Bushing	2
13	F380700	Shim Washer	2
14	F320700	Flatwasher 7/16	2
15	F040716	Pivot Bolt 7/16 UNC x 1 3/4 GR8	2
16	F220700	Jam Nut 7/16 UNC	1
17	CM11400	Grease Fitting	1
18	C100234	Drive Sheave - 10 in. Reel	1

NOTE

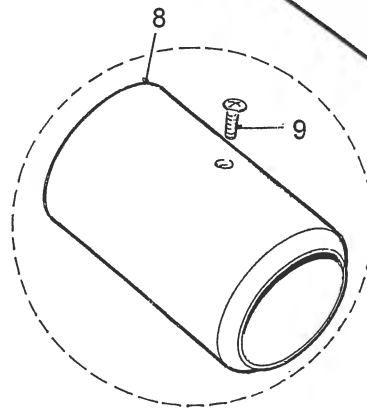
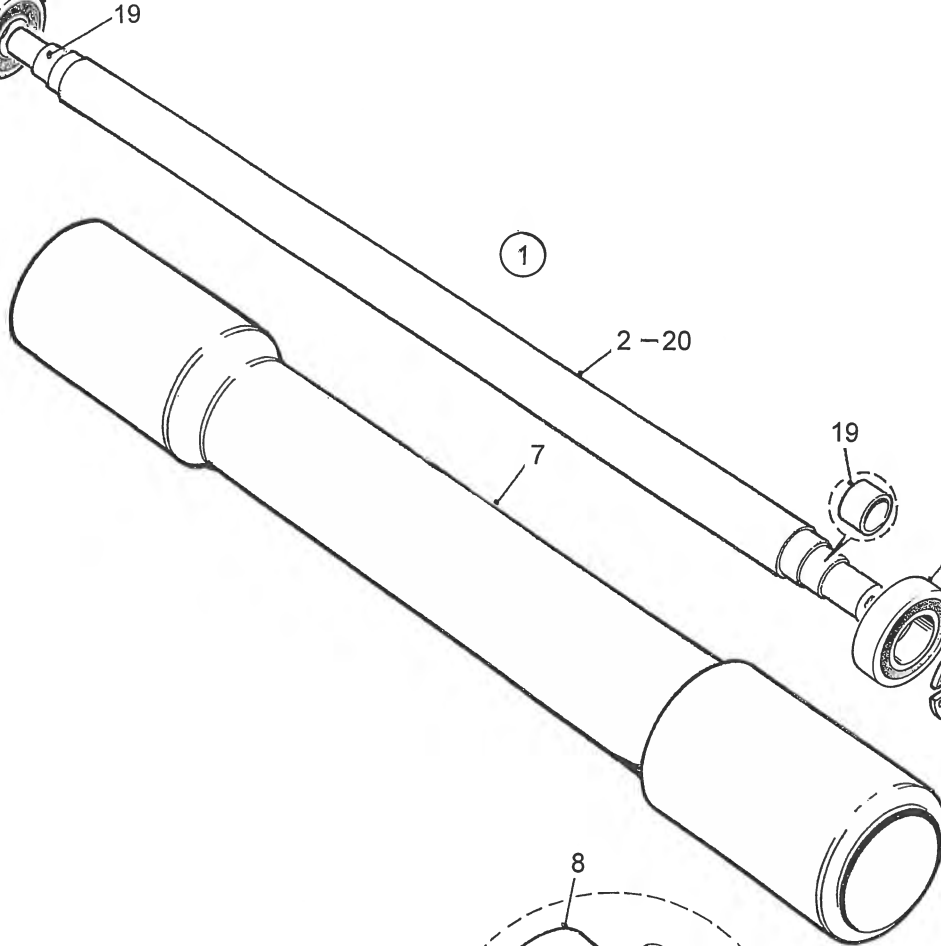
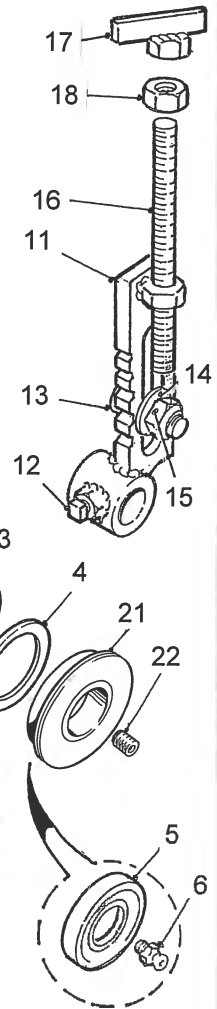
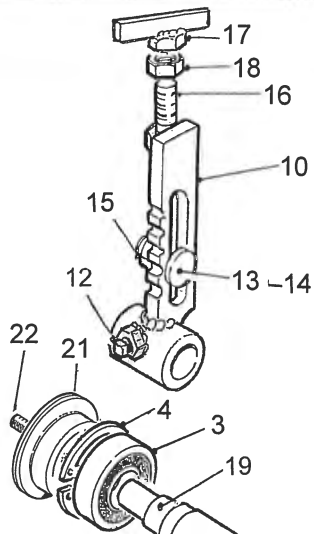
Items 3, 5 & 12 are available as Mower Reel Repair Kit - C500175.

ROLLER ASSEMBLY

NOTE 1

C100046 - Single Lip Seal is Non Current up to Serial No. 581, including Serial No. 583.

Recommend replacing with New Seal - C100247, Bearing - CB40001 (both seals intact) & Set Screw - F720402 (in place of grease fitting).



NOTE 2

M500083 - Service Kit for Non Current Roller Assembly C500001 includes items: 3, 4, 5, 8 & 9.

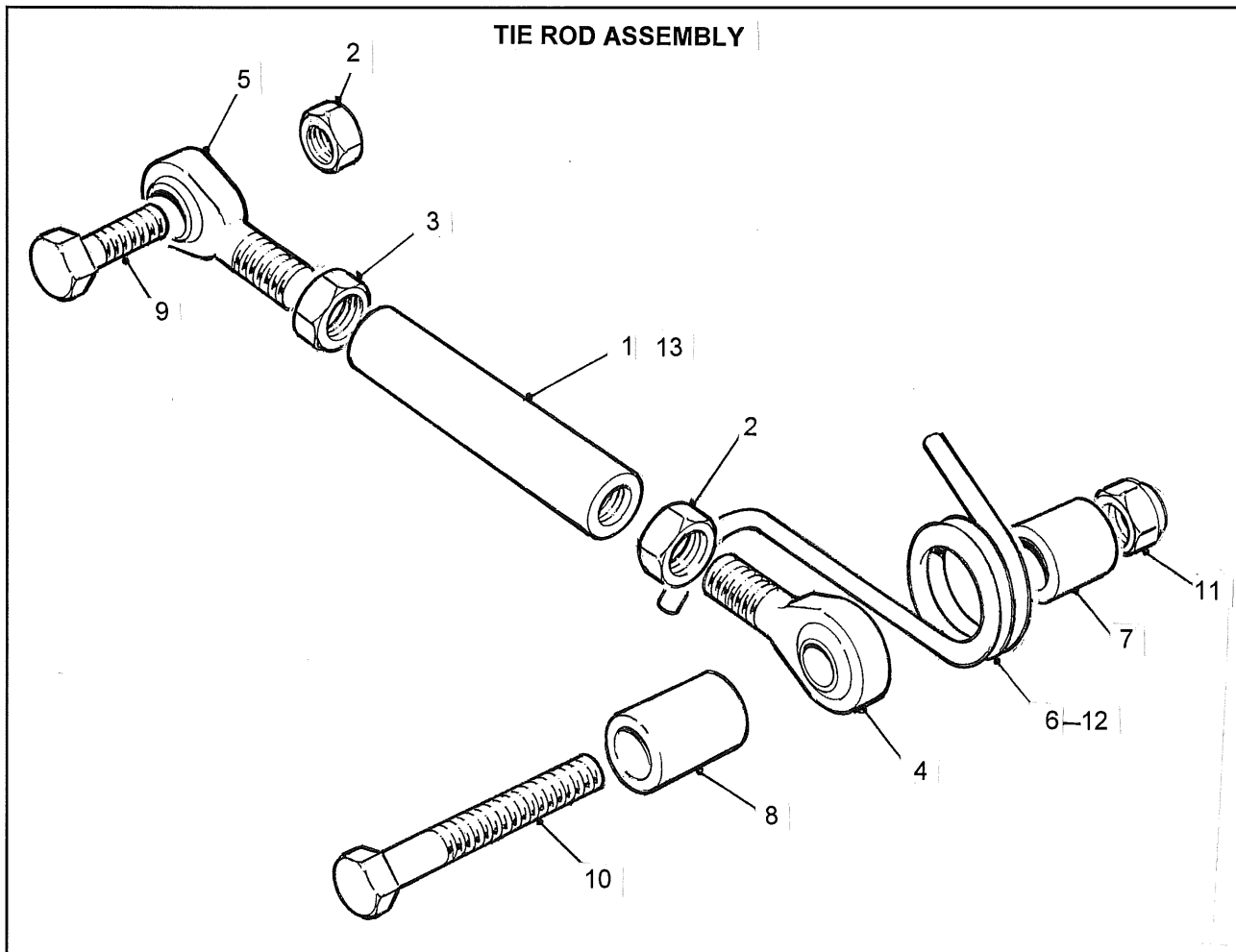
M500082 - Service Kit for Current Roller Assembly C500157 includes items: 3, 4 & 21.

ITEM NO.	PART NO	DESCRIPTION	QTY
ROLLER ASSEMBLY			
1	C500157	Roller Assembly. Expanded Ends	1
	C500065	Roller Assembly. Grooved Roller (Special Order)	1
2	C100005	Roller Shaft	1
	C100081	Roller Shaft. (Special Order)	1
3	KB50003	Bearings	2
4	F815206	Retaining Ring, internal	2
5	C100046	Seal. Non Current up to Serial No. 581, including Serial No. 583	2
6	KM11400	Grease Fitting. Non Current up to Serial No. 581, including Serial No. 583	1
7	C300115	Roller. Expanded Ends. (No Sleeve)	1
8	C100030	Roller Sleeve (Non Current)	2
9	F690210	Screw 10 unc x 3/4 Wafer Socket Self Drill	4
10	C300003	Roller Height Adjuster LH	1
11	C300004	Roller Height Adjuster RH	2
12	F110606	Set Screw 3/8 UNC x 3/4 Sq. Hd. Cut Pt.	2
13	F020814	Carriage Bolt 1/2 UNC x 1 1/2	2
14	F320800	Flatwasher 1/2	2
15	F210800	Locknut	2
16	C300007	Adjuster Bolt - Roller Height	2
17	C300006	Adjuster Nut - Roller Height Adjuster	2
18	F250800	Roller Height Nut (Plated Coil) 1/2	2
19	C100083	Wear Sleeve - See Note 5	2
20	C500066	Shaft C/W Wear Sleeve - See Note 5	1
	C500067	Shaft C/W Wear Sleeve. (Special Order)	2
21	C100247	Seal. Ground Roller. Current from Serial No. 582 except Serial No. 583	2
22	F720402	Set Screw 1/4 unc cup point 28 - See Note 5	1
<div style="border: 1px solid black; padding: 5px; width: fit-content; margin: 10px auto;"> <p style="text-align: center;">NOTE 1</p> <p>See Section 6 for the Grooved Roller Assembly.</p> </div>			
<div style="border: 1px solid black; padding: 5px; width: fit-content; margin: 10px auto;"> <p style="text-align: center;">NOTE 2</p> <p>C100046 - Single Lip Seal is Non Current up to Serial No 581, including Serial No. 583.</p> <p>Recommend replacing with: New Seal - C100247 Bearing CB40001 (both seals intact) Set Screw - F720402 (in place of grease fitting)</p> </div>			
<p>NOTE 3</p> <p>A) Items 10, 12, 13, 14, 15, 16, 17,18 available as LH assembly No.C500002</p> <p>B) Items 11, 12, 13, 14, 15, 16, 17,18 available as RH assembly No.C500003</p>			
<div style="border: 1px solid black; padding: 5px; width: fit-content; margin: 10px auto;"> <p style="text-align: center;">NOTE 4</p> <p>M500083 - Service Kit for Non Current Roller Assembly C500001 includes items: 3, 4, 5, 8 & 9.</p> <p>M500082 - Service Kit for Current Roller Assembly C500157 includes items: 3, 4 & 21.</p> </div>			
<div style="border: 1px solid black; padding: 5px; width: fit-content; margin: 10px auto;"> <p style="text-align: center;">NOTE 5</p> <p>Items 19, 20 & 22 are Non Current up to Serial No. 869.</p> </div>			

ITEM NO.	PART NO	DESCRIPTION	QTY
TIE ROD ASSEMBLY			
1	C100050	Tie Rod Tube	1
2	F231250	Jam Nut 3/4 UNF. RH.	2
3	F231260	Jam Nut 3/4 UNF. LH.	1
4	CM00121	Rod End RH Male	1
5	CM00122	Rod End LH Male	1
6	KS30002	Compensator Spring (HD)	1
7	C100063	Spacer Short	1
8	C100064	Spacer Long	1
9	F071220	Hex Bolt 3/4 UNF x 2	1
10	F041260	Hex Bolt 3/4 UNC x 6 GR8	1
11	F211200	Locknut 3/4 UNC	1
12	CS30001	Compensator Spring (STD) - Non Current	1
13	C100154	Tie Rod Tube 6in Lg.	1

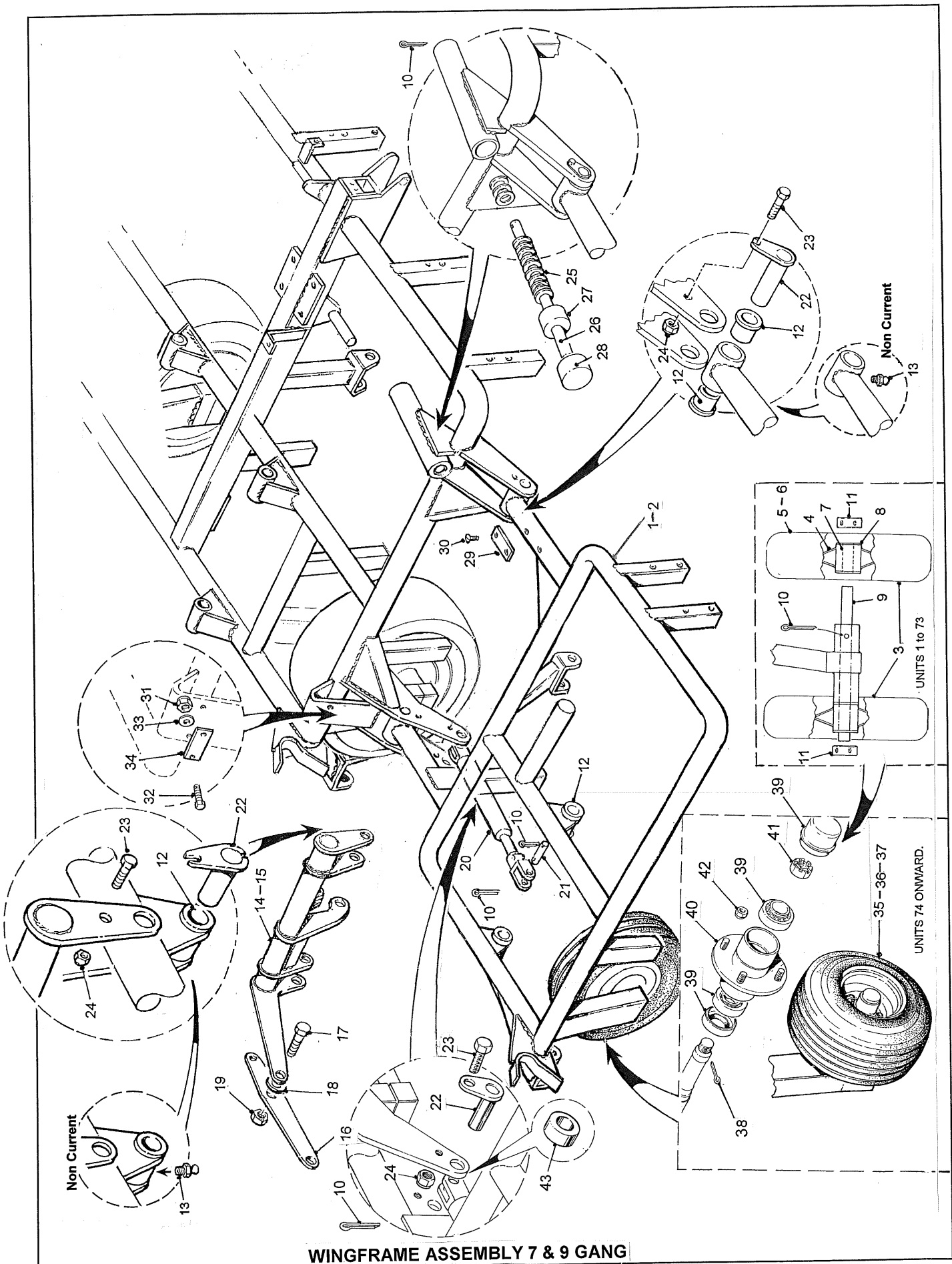
NOTE 1
C100154 - Tie Rod Tube 6in. Lg. Is used on Reels 1 to 5.
C100050 Tie Rod Tube is used on Reels 6 to 11 (if applicable.)

NOTE 2
A) Items 13, 2, 3, 4, & 5 available as assembly No. C500096
B) Items 1, 2, 3, 4, & 5 available as assembly No. C500007



SECTION 2 - FRAME

Wingframe Assembly 7 & 9 Gang	2-01
Mainframe, Wingframes, Tongue, Main Wheel, and Non Current Axle (Spindle) from Serial No. 612 to Jan/07	2-03
Mainframe, Wingframes, Jackshafts & Lift Assy. 11 Gang	2-05
Transport Safety Chain	2-09
Safety/Operating Decals	2-11
Reel Drive Guards (5, 7 & 9 Gang)	2-13
Main Wheel, and Non Current Axle (Spindle) to Serial No. 611	2-15
Main Wheel, and Non Current Axle (Spindle) from Feb/07 to 2012	2-17
Axle Spindle Assembly Current from 2012	2-19

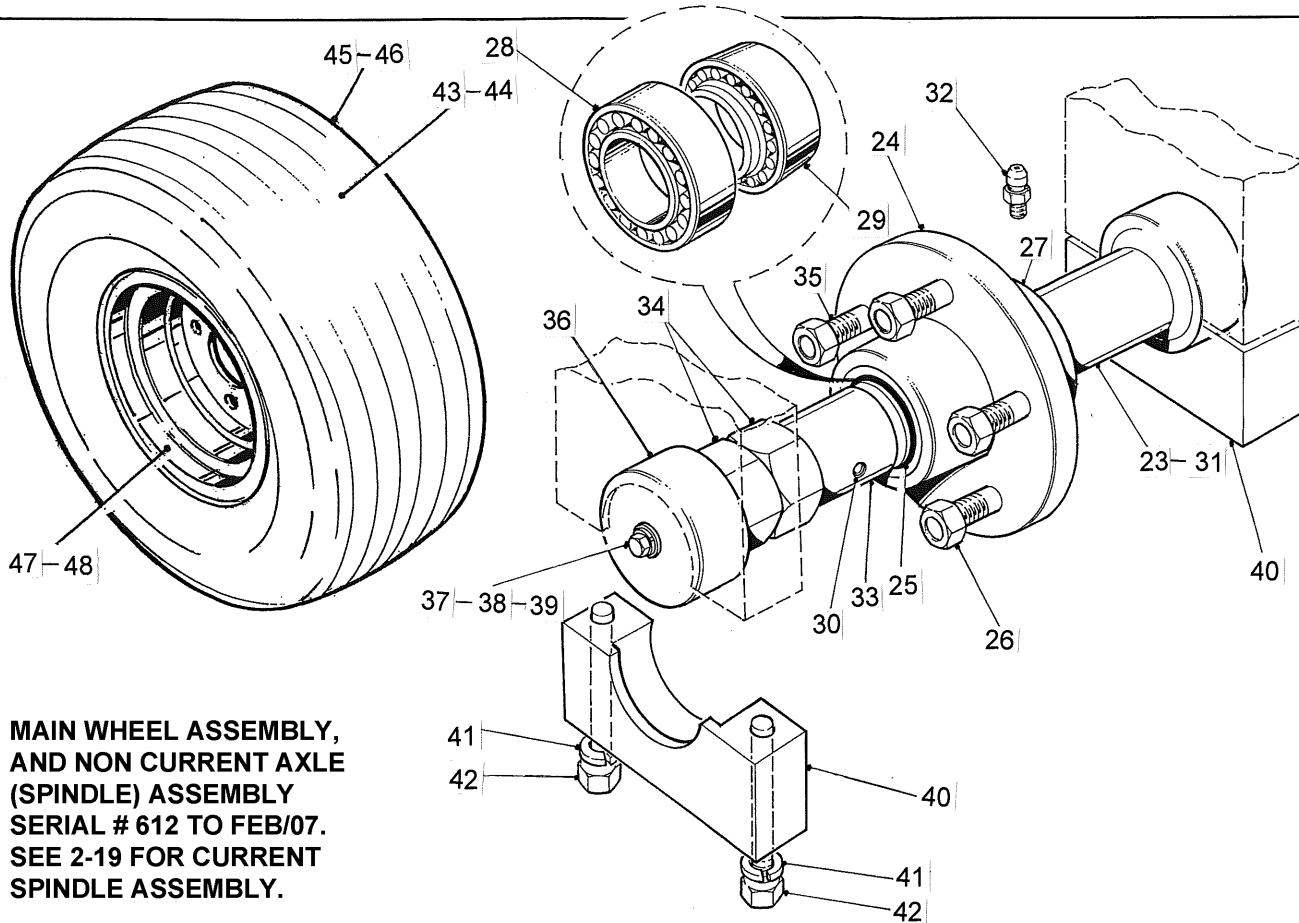


WINGFRAME ASSEMBLY 7 & 9 GANG

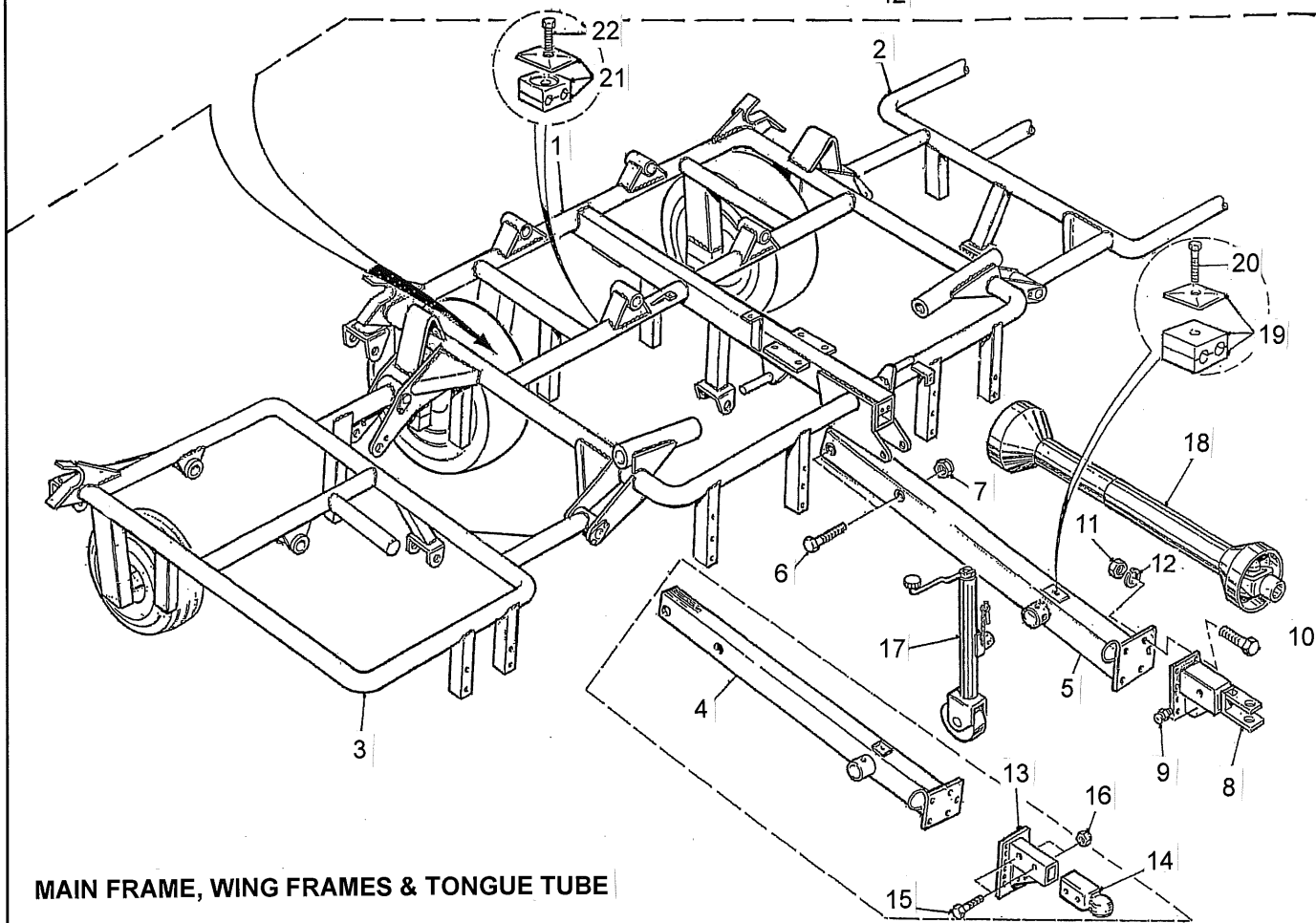
ITEM NO.	PART NO	DESCRIPTION	QTY
		WING FRAME ASSEMBLY 7 & 9 Gang & Outrigger Wheel Assembly (See Page 2-05 for 11 gang)	
1	M300003	Wing Frame - RH	1
	M300103	Fairway 7 & 9 Gang Wing Frame - RH	1
2	M300002	Wing Frame - LH (not illustrated)	1
	M300102	Fairway 7 & 9 Gang Wing Frame - LH (not illustrated)	1
3	MW50002	Wheel Assy. Outrigger. Up to Serial No. 73	2
4	MW51002	Wheel Rim	2
5	MW52002	Tire	2
6	MW53002	Tube - Obsolete	2
7	MB50001	Roller Bearing	4
8	MB60001	Retainer Bushing	2
9	M100040	Axle	2
10	F910514	Cotter Pin 5/32 x 1 1/2	6
11	MM10001	Lock Collar	2
12	KB11614	Flanged Bushing	8
13	KM11400	Grease Fitting. Non Current up to Serial No. 571	4
14	M300014	Wing Lift Arm. RH. Std. 9 & 11 Gang	1
	M300099	Wing Lift Arm. RH. Std. 7 Gang	1
	M300097	Wing Lift Arm. RH. Fwy. 9 Gang	1
	M300101	Wing Lift Arm. RH. Fwy. 7 Gang	1
15	M300013	Wing Lift Arm. LH. Std. 9 & 11 Gang	1
	M300098	Wing Lift Arm. LH. Std. 7 Gang	1
	M300096	Wing Lift Arm. LH. Fwy. 9 Gang	1
	M300100	Wing Lift Arm. LH. Fwy. 7 Gang	1
16	M300023	Balance Beam - Non Current	1
17	F041030	Bolt 5/8 x 3 UNC GR8	1
18	F321000	Washer 5/8 SAE	1
19	F231000	Jam Nut 5/8 UNC	1
20	M500012	Wing Lift Cylinder (M500019 Seal Kit)	1
21	P100061	Pin	1
22	M300010	Pivot Pin	5
23	F040512	Bolt 5/16 UNC x 1 1/4 GR8	5
24	F210500	Locknut 5/16 UNC	5
25	MS10003	Kicker Spring	1
26	M300008	Kicker Spring Rod	1
27	M100084	Rod Guide	1
28	M100085	Kick Bumper	1
29	M100027	Bumper Pad	1
30	F690206	Screw - 10 x 3/4 Self Tap	2
31	F210400	Locknut 1/4 UNC	2
32	F040412	Bolt 1/4 UNC x 1 1/4 GR8	2
33	F320400	Flatwasher 1/4	2
34	M100141	Bumper Stop	1
35	MW50004	Outrigger Wheel Assy. From Serial No. 73	1
36	MW51003	Wheel Rim	1
37	MW52003	Tire	1
38	MW10005	Cotter Pin	2
39	MW90001	Outrigger Wheel Service Kit (Bearings, Seal, Dust Cap, Cotter Pin) (MW10002 - Bearing Cone) (MW10003 - Dust Cap) (MW10004 - Seal)	1
40	MW10007	Wheel Hub Assy. (Wheel Hub, Bolts, Bearing Cup & Cone, Dust Cap, Seal)	2
41	MW10006	Nut	2
42	F260800	Wheel Nut - Non Current	8
	F060117	Wheel Bolt - Current (Not Shown)	8
43	M100134	Spacer	1

NOTE

Refer to Section 4 pages 5 & 7 for
Wing and Main Lift Arm Identifier.



**MAIN WHEEL ASSEMBLY,
AND NON CURRENT AXLE
(SPINDLE) ASSEMBLY
SERIAL # 612 TO FEB/07.
SEE 2-19 FOR CURRENT
SPINDLE ASSEMBLY.**



MAIN FRAME, WING FRAMES & TONGUE TUBE

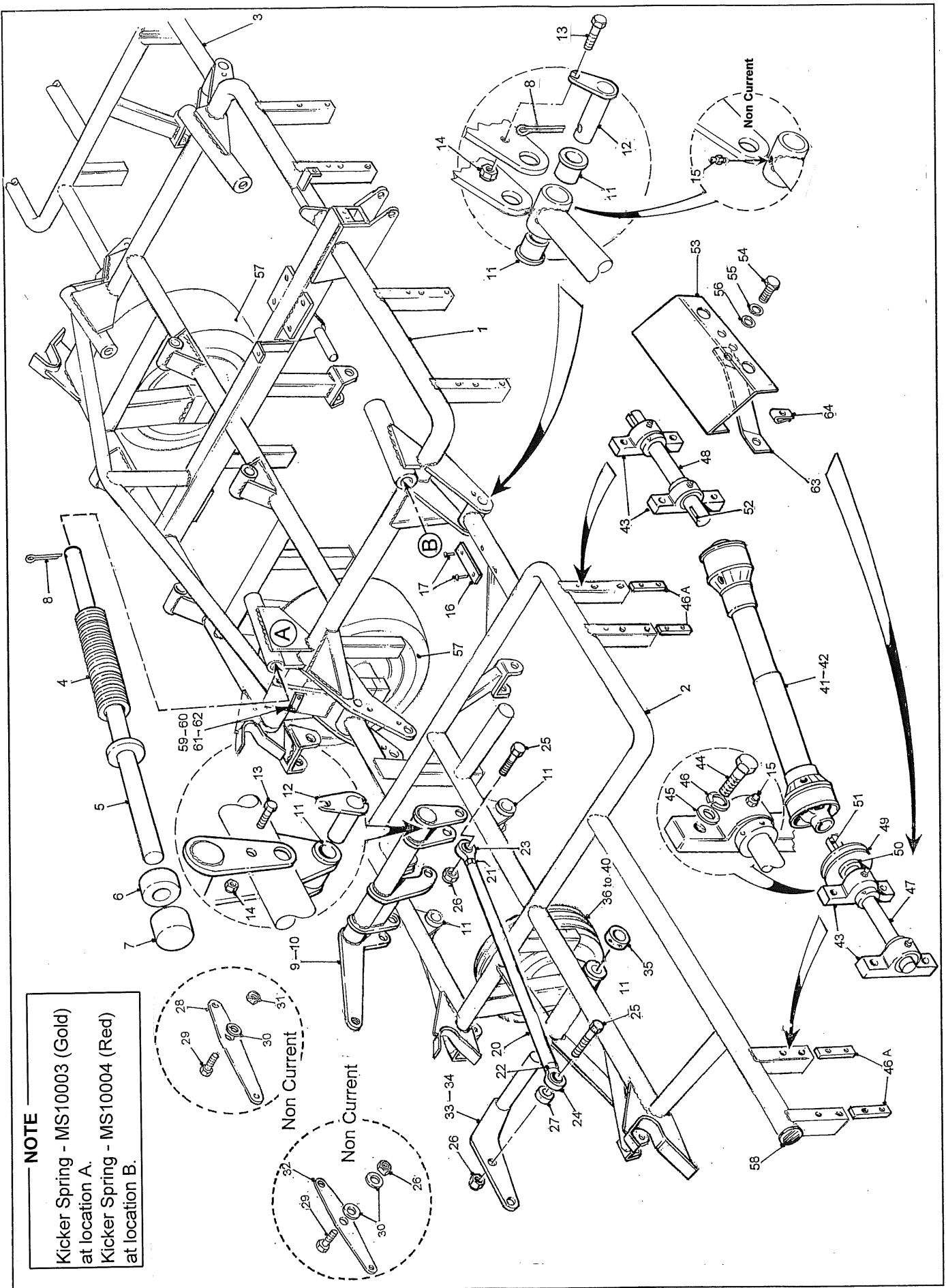
ITEM NO.	PART NO.	DESCRIPTION	QTY
		MAIN FRAME, WING FRAMES, TONGUE TUBE & MAIN WHEEL	
1	M300105	Main Frame 7 & 9 Gang. (See page 2-05 for 11 gang)	1
	M300036	Main Frame 5 Gang	1
2	M300002	Wing Frame LH. 7 & 9 Gang	1
3	M300003	Wing Frame RH. 7 & 9 Gang	1
4	M300005	Tongue Tube	1
5	M300024	Tongue Tube. Low Level. Opt	1
6	F041654	Bolt 1 UNC x 5 1/2 GR8	2
7	F211600	Locknut 1 UNC	2
8	M300021	Swivel Hitch	1
9	KM11400	Grease Fitting	1
10	F040814	Bolt 1/2 UNC x 1 1/2	4
11	F230800	Nut 1/2 UNC	4
12	F310800	Lockwasher 1/2	4
13	M300025	Road Hitch Opt.	1
14	MW20001	Ball Hitch Hitch 2 in.	1
15	F040830	Bolt 1/2 UNC x 3 GR8	2
16	F210800	Locknut 1/2 UNC	2
17	MW50003	Tongue Jack	1
18	MD91001	PTO Shaft. 5, 7, 9 & 11-Gang. Bondioli & Pavesi	1
	MD91006	PTO Shaft. 5, 7, 9 & 11-Gang. Walterscheid Special Order Only	1
19	KH65005	Hose Clamp (set), Clamp Plate - KH63005	1
20	F040514	Bolt 5/16 unc x 1 1/2 Gr.8	1
21	KH65108	Hose Clamp (set), Clamp Plate - KH63005	6
22	F040410	Bolt 1/4 unc x 1 Gr.8	6
23	M500061	Main Axle Assembly	1
24	M500078	Hub. Main Wheel	1
25	KB90009	Shaft Seal. Large	1
26	F260800	Wheel Nut (Torque to 90 ft.lb.)	5
27	KB90010	Shaft Seal. Small	1
28	KB23020	Tapered Bearing. Large	1
	MW10011	Bearing Cup. Large	1
29	KB23021	Tapered Bearing. Small	1
	MW10010	Bearing Cup. Small	1
30	F660603	Set Screw 3/8 - 16 unc x 3/8 Soc. Cup Pt.	1
31	M100367	Shaft	1
32	KM11400	Grease Fitting	1
33	M100366	Spacer. Axle	1
34	F232050	Nut 1 1/4 - 20 unf	2
35	F060116	Stud	5
36	M100307	End Cup	1
37	F010406	Bolt 1/4 - 20 unc x 3/4 Gr.8	1
38	F320400	Flatwasher 1/4	1
39	F310400	Lockwasher 1/4	1
40	M100187	Bearing Block - Lower	2
41	F311000	Lockwasher 5/8	4
42	F041030	Bolt 5/8 UNC x 3 GR8	4
43	MW50005	Main Wheel Assembly - 5 , 7 , & 9 Gangs(24/12.00 x 12)	2
44	MW50006	Main Wheel Assembly - 5 Gang Verticut(23/8.50 x 12)	2
45	MW52009	Tire 11 Gang Std. and 9 & 11 Gang Fwy	1
46	MW50009	Main Wheel Assembly-11 Gang Std.& 9 & 11 Gang Fwy. (23/12.50 x 12)	1
47	MW51001	Wheel Rim - 5 , 7 , & 9 Gangs	1
48	MW51009	Wheel Rim 11 Gang Std and 9 & 11 Gang Fwy.	1

NOTE 1
See Page 2-15 for Non Current Axle (Spindle) Assemblies up to Serial No. 611.

NOTE 2
See Page 2-17 for the Non Current Axle (Spindle) Assembly from Feb/07 to 2012.

NOTE 3
Items 25, 27, 28 & 29 are available as Main Wheel Service Kit - MW90003.

NOTE 4
See Page 2-19 for the Current Spindle Assembly Kit.



NOTE
 Kicker Spring - MS10003 (Gold)
 at location A.
 Kicker Spring - MS10004 (Red)
 at location B.

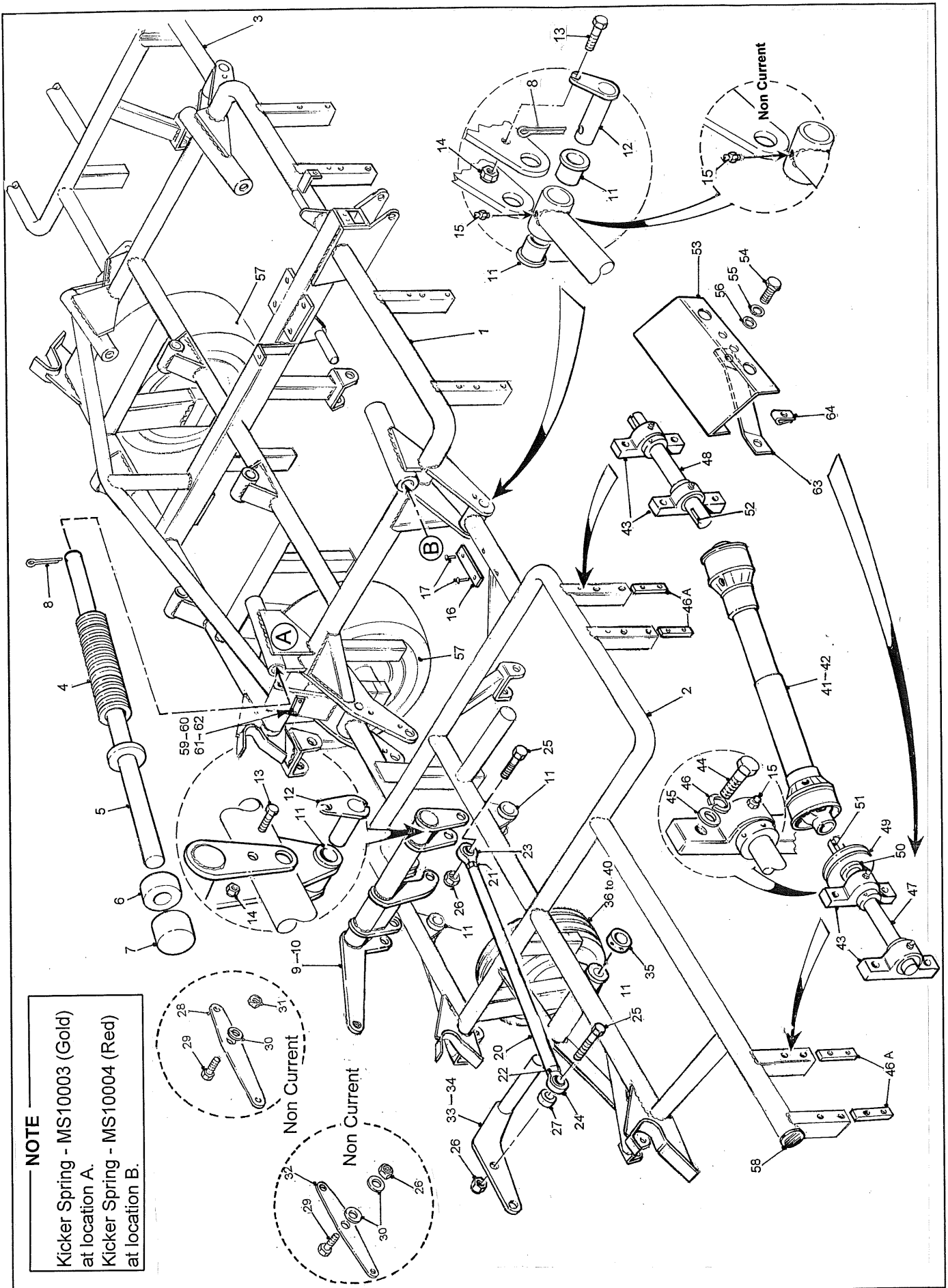
ITEM NO.	PART NO	DESCRIPTION	QTY
11 GANG MOWER MAIN & WING FRAME LIFT ASSY & JACKSHAFTS			
1	M300072	Main Frame 11 gang	1
2	M300076	Wing Frame R.H.	1
	M300114	Wing Frame. Fairway R.H.	1
3	M300075	Wing Frame L.H.	1
	M300113	Wing Frame. Fairway L.H.	1
4	MS10004	Kicker Spring (Red) (See note on illustration)	2
	MS10003	Kicker Spring (Gold)	2
5	M300008	Spring rod	2
6	M100084	Rod Guide	2
7	M100085	Kick Bumper	2
8	F910514	Cotter Pin 5/32 x 1 1/2	6
9	M300014	Lift Arm R.H. Std. 9 & 11 Gang	1
10	M300013	Lift Arm L.H. (not shown) Std. 9 & 11 Gang	1
11	KB11614	Flanged Bushing	12
12	M300010	Pivot Pin	8
13	F010512	Bolt 5/16 UNC x 1 1/4 GR8	8
14	F210500	Locknut 5/16 UNC	8
15	KM11400	Grease Fitting. Non Current up to Serial No. 571	4
16	M100027	Bumper Pad	2
17	F090206	Screw - 10 UNC x 3/4 Self Tap.	4
18	M500012	Lift Cylinder Assy (Not illustrated)	2
19	M500019	Seal Kit - Wing Lift Cylinder	1
20	M100238	Syncronizer Tie Rod	2
21	F231250	Jam Nut 3/4 UNF RH.	2
22	F231260	Jam Nut 3/4 UNF LH.	2
23	CM00121	Tie Rod End RH	2
24	CM00122	Tie Rod End LH	2
25	F041226	Bolt 3/4 UNC x 2 3/4 GR8	4
26	F231000	Locknut 5/8 UNC	4
27	M100041	Spacer - Tie Rod	2
28	M300023	Balance Beam (Inner) Non Current	2
29	F041030	Bolt 5/8 UNC x 3 GR8	4
30	F32100	Washer 5/8 SAE	4
31	F221200	Jam Nut 3/4 UNC	4
32	M300059	Balance Beam (outer) Non Current	2
33	M300061	Lift Arm (outer) RH	1
34	M300060	Lift Arm (outer) LH (Not illustrated)	1
35	M500011	Main Lift Cylinder.	1
36	MW90001	Outrigger Wheel Service Kit (Bearings, Seal, Dust Cap, Cotter Pin)	1
37	MW50004	Outrigger Wheel Assy	2
38	MW51003	Wheel Rim	2
39	MW52003	Tire	2
40	MW53003	Tire Tube - Obsolete	2
41	MD91009	PTO Shaft (Walterscheid)	2
42	MD91005	PTO Shaft (Bondioli)	2
43	MB30001	Pillow Block Bearing	8
44	F040714	Bolt 7/16 UNC x 1 1/2 GR8	16
45	F320700	Washer 7/16	16
46	F310700	Lockwasher 7/16	16
46A	M100159	Nut Bar	12

NOTE

Refer to Section 4 pages 5 & 7 for Wing and Main Lift Arm Identifier.

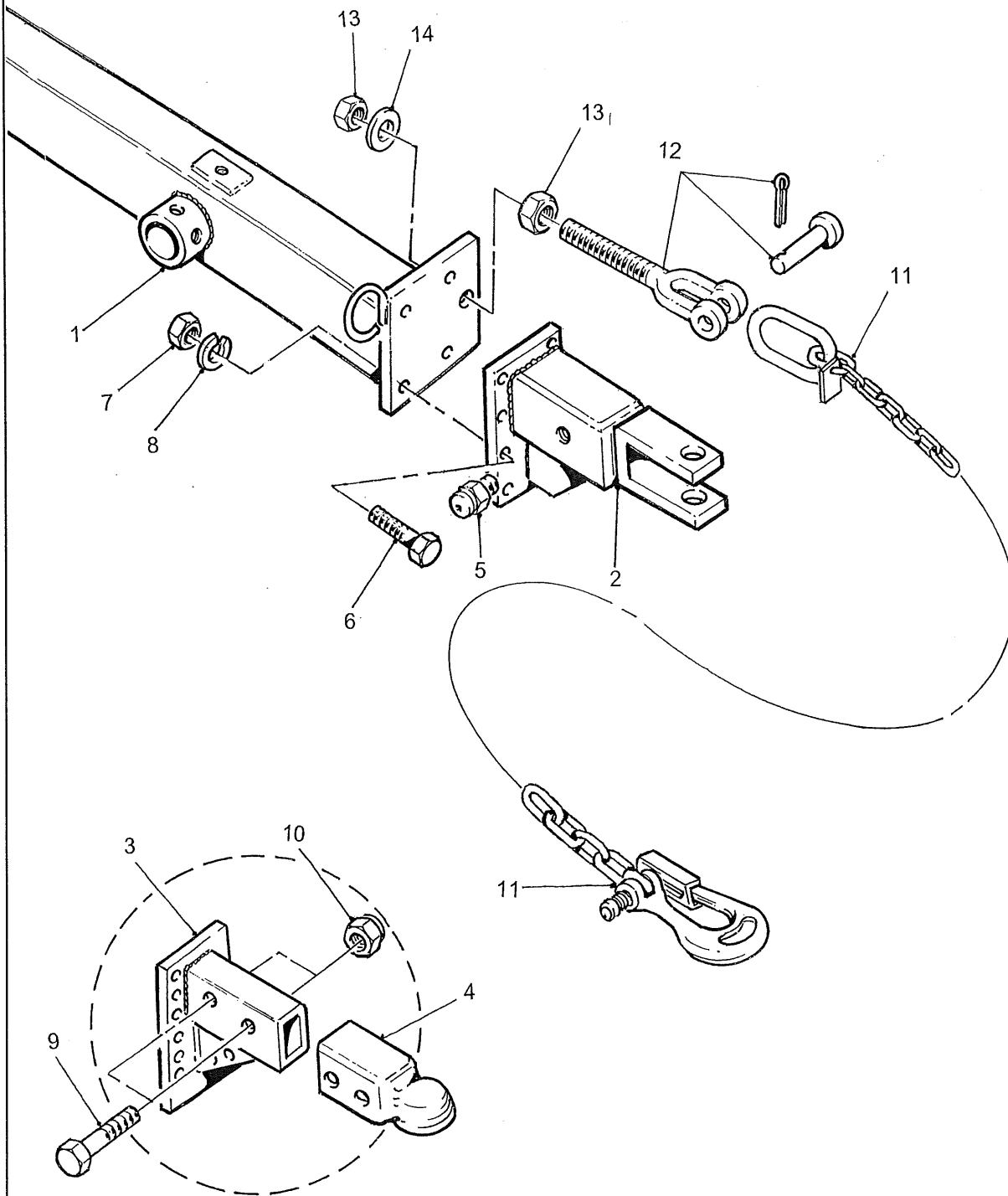
}

See page 2-01



ITEM NO.	PART NO	DESCRIPTION	QTY
11 GANG MOWER MAIN & WING FRAME LIFT ASSY & JACKSHAFTS			
47	M100155	Jackshaft Outer	2
48	M100211	Jackshaft Inner	2
49	MD12044	Reel Pulley	2
50	MD51010	Taper Lock Bushing (c/w Bolts & Lockwashers)	2
51	F924432	Key	2
52	F924414	Key	2
53	M100094	Guard	4
54	F040516	Bolt 5/16 UNC x 3/4 GR8	8
55	F310500	Lockwasher 5/16	8
56	F320500	Flatwasher 5/16	8
57	MW50009	Main Wheel Assy (See Page 2-17)	Ref
58	KM99030	End Cap	2
59	M100141	Bumper Stop	4
60	F040512	Bolt 1/4 UNC x 1 1/4 GR8	4
61	F320400	Washer 1/4	4
62	F210400	Locknut 1/4	4
63	M100235	Mounting Bracket - Guard	4
64	F240500	Clipnut 5/16 UNC	4

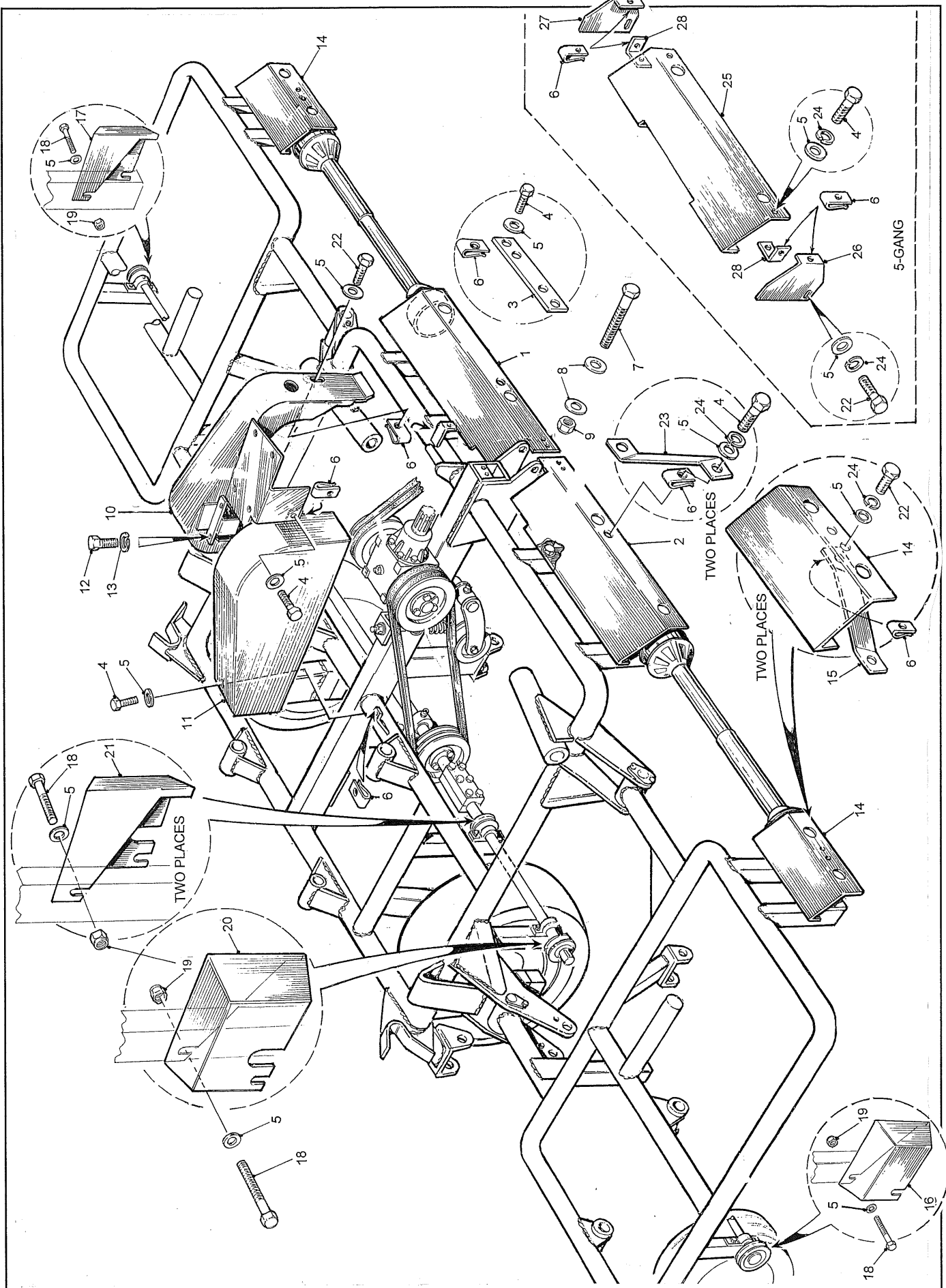
TRANSPORT SAFETY CHAIN



NOTE
See Page 2-03 for complete
Tongue Tube Assembly.

ITEM NO.	PART NO.	DESCRIPTION	QTY
TRANSPORT SAFETY CHAIN			
1	M300024	Tongue Tube. Low Level. Std.	1
	M300005	Tongue Tube Opt.	1
2	M300021	Swivel Hitch	1
3	M300025	Road Hitch Opt.	1
4	MW20001	Ball Hitch 2in.	1
5	KM11400	Grease Fitting	1
6	F040814	Bolt 1/2 unc x 1 1/2 Gr.8	4
7	F230800	Nut 1/2 unc	4
8	F310800	Lockwasher 1/2	4
9	F040830	Bolt 1/2 unc x 3 Gr.8	2
10	F210800	Locknut 1/2 unc	2
11	M500070	Mower Transport Safety Chain	1
12	KX08012	Jaw Clevis 3/4 unc c/w pin & split pin	1
13	F231240	Nut 3/4 unc (galvanized)	2
14	F331200	Washer 3/4	1
	M500071	Mower Transport Safety Chain Assembly	1
<div data-bbox="699 919 1330 1131" style="border: 1px solid black; padding: 5px; margin: 10px auto; width: fit-content;"> <p style="text-align: center;">NOTE</p> <p>Mower Transport Safety Chain Assembly includes: Item 11 - M500070 Mower Transport Safety Chain Item 12 - KX08012 Jaw Clevis 3/4 unc Item 13 - F231240 Nut 3/4 unc Item 14 - F331200 Washer 3/4</p> </div>			

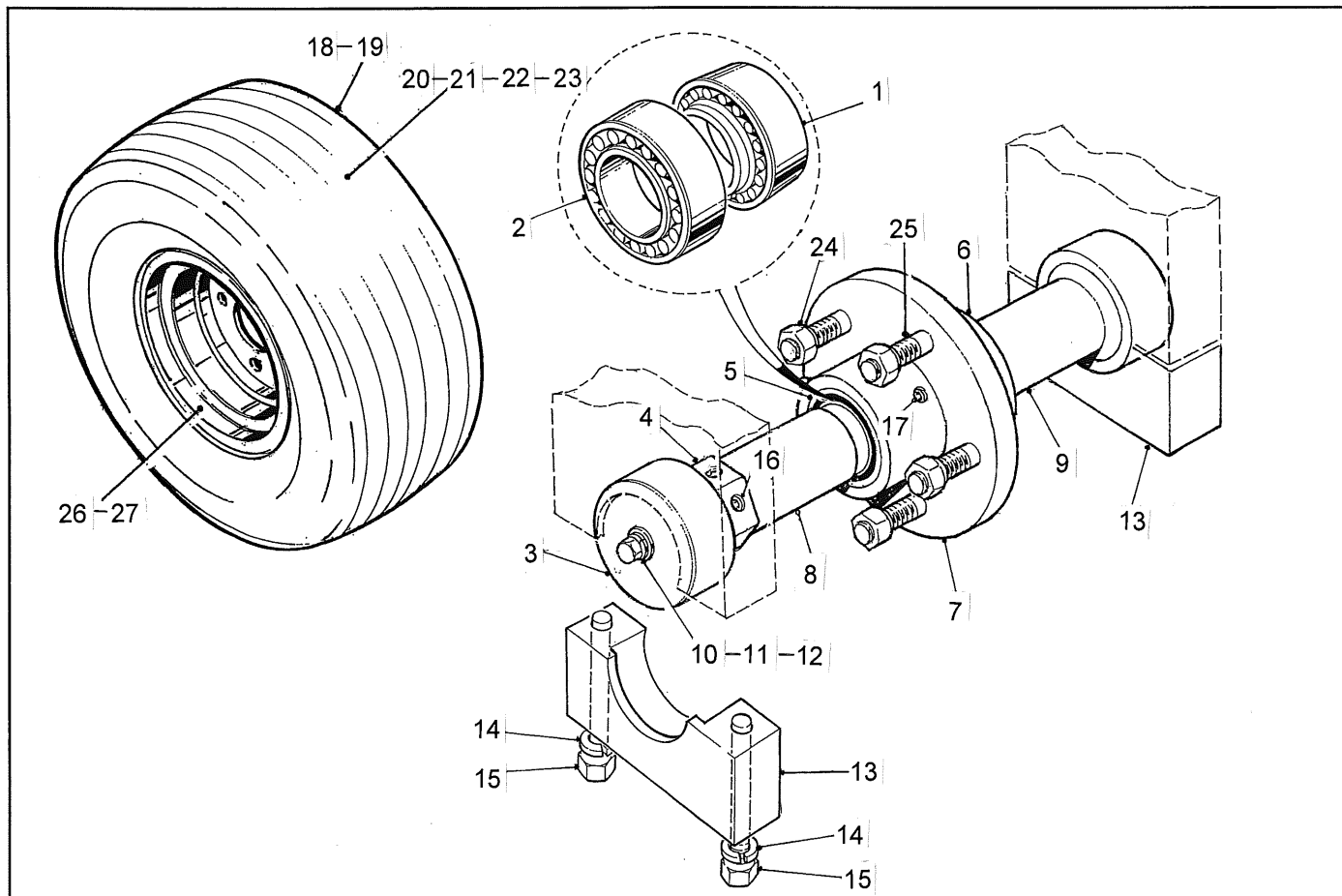
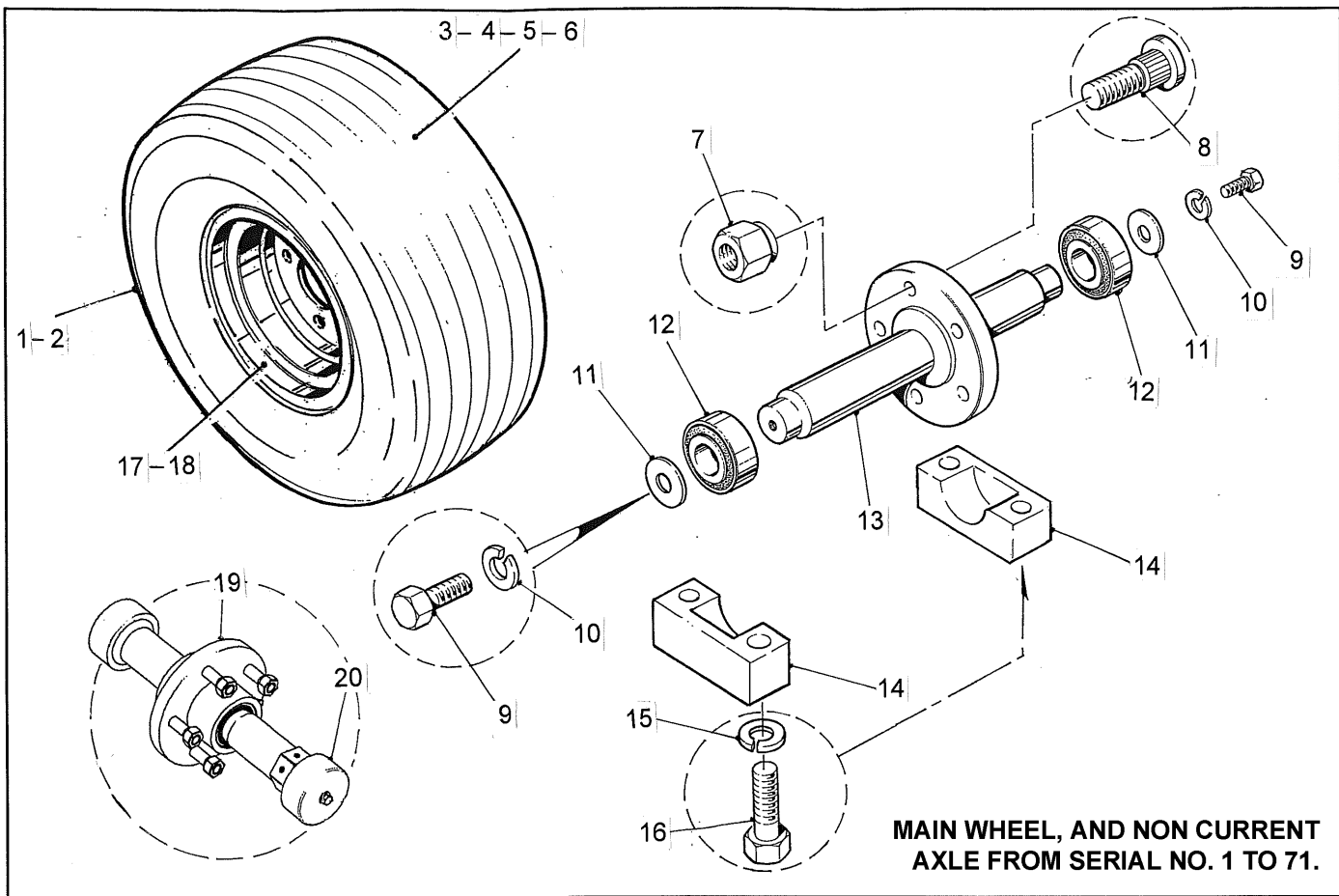
ITEM NO.	PART NO	DESCRIPTION	QTY
SAFETY/OPERATING DECALS			
1	D001-001	Decal - "Notice. Keep Frame Level"	1
2	D001-002	Decal - "Caution. Folding"	1
3	D001-003	Decal - "Caution. 540 PTO"	1
4	D001-004	Decal - "Warning. Serious Injury Or Death"	1
5	D001-005	Decal - "Danger. Rotating Blades"	11
6	D001-007	Decal - "Warning. Pinch Point"	1
7	D001-008	Decal - "Caution. Tire Pressure"	1
8	D001-009	Decal - "Danger. Thrown Object"	11
9	D001-010	Decal - "Danger. Raised Wing"	1
10	D001-011	Decal - "Warning. Excessive Speed"	1
11	D001-012	Decal - "Warning. High Pressure Fluid"	1
12	D001-014	Decal - "Kesmac" (12 In.)	2
13	D001-S15	Decal - "Peligro" (Spanish)	1
14	D001-D16	Decal - "Danger" (Dutch)	1
15	D001-F17	Decal - "Danger" (French)	1
16	D001-G18	Decal - "Danger" (German)	1
17	D001-042	Decal - "Caution. Tire Pressure 22 PSI" (See Note)	2
18	D001-043	ORANGE REFLECTOR (Not Shown)	2
19	D001-030	RED REFLECTOR (Not Shown)	4
20	D001-035	Decal - "Made In Canada" (Not Shown)	1
21	D001-013	Decal - "Kesmac" (6 In.) (Not Shown)	4
22	D001-108	Decal - "Important. Transport Safety Chain"	2
	D002-001	Decal Kit Containing All Of The Above	
	D002-005	Decal Kit. PTO Shafts	
NOTE			
A) D001-042 Tire pressure decal is used on 5 7 & 9 Gang Mowers			
B) D001-008 Tire pressure decal is used on 11- Gang mowers			
C) D001-005 Rotating Blades Decal quantity shown is for 11-Gang mowers adjust according to number of reels			
D) D001-009 Thrown Object Decal quantity shown is for 11-Gang Mower. adjust according to number of reels			



ITEM NO.	PART NO	DESCRIPTION	QTY
REEL DRIVE GUARDS, 5, 7 & 9 GANG (See Page 5 also for 11- Gang)			
1	M100091	Guard. Front. Left Shaft	1
2	M100092	Guard. Front. Right Shaft	1
3	M100093	Splice Bar	1
4	F040506	Bolt 5/16 UNC x 3/4 GR8	8
5	F320500	Flatwasher 5/16	21
6	F240500	Clip Nut 5/16 UNC	13
7	F040640	Bolt 3/8 UNC x 4 GR8	8
8	F320600	Flatwasher 3/8	16
9	F210600	Locknut 3/8 UNC	16
10	M300015	Guard. Left Drive Belts	1
11	M300016	Guard. Right Drive Belts	1
12	F040806	Bolt 1/2 UNC x 3/4 GR8	2
13	F310800	Lockwasher 1/2	2
14	M100094	Guard. Wing Shaft	2
15	M100249	Guard Support Bracket	2
16	M300067	Guard. Wing Shaft. Outer. RH	1
17	M300065	Guard. Wing Shaft. Outer. LH	1
18	F040522	Bolt 5/16 UNC x 2 1/4 GR8	8
19	F210500	Locknut 5/16 UNC	5
20	M300066	Guard. Reel Pulley. Inner RH	1
21	M300064	Guard. Reel Pulley. Inner LH	2
22	F040510	Bolt 5/16 UNC x 1 GR8	1
23	M100235	Guard Support Bracket	2
24	F310500	Lockwasher 5/16	4
25	M100135	Guard. Front Jackshaft. 5-Gang	1
26	M100233	End Plate. RH Front Jackshaft Guard. 5-Gang	1
27	M100232	End Plate. LH. Front Jackshaft Guard. 5-Gang	1
28	M100234	Clip. Guard Mounting	2

NOTE

Refer to Section 8, Page 5 for
special order Reel Drive
Guards (5, 7, 9, 11 Gang).



ITEM NO.	PART NO.	DESCRIPTION	QTY
MAIN WHEEL, and Non Current AXLE ASSEMBLY from Serial No. 1 to 71			
1	MW52001	Tire (with Tube - MW53001 special order)	1
2	MW52009	Tire . 11 Gang Standard and 9 & 11 Gang Fairway	1
3	MW50009	Main Wheel Assembly - 11 Gang Std. & 9 & 11 Gang Fwy. (23/12.5x12)	1
4	MW50001	Main Wheel Assembly-11 Gang Std.(23/10.50 x 12)	2
5	MW50005	Main Wheel Assembly - 5 , 7 , & 9 Gangs(24/12.00 x 12)	2
6	MW50006	Main Wheel Assembly - 5 Gang Verticut(23/8.50 x 12)	2
7	F260800	Wheel Nut. (Torque to 90 ft. lb.)	5
8	F060116	Wheel Stud	5
9	F010406	Bolt. 1/4 UNC x 3/4 GR8 (Torque to 76 in. lb)	2
10	F310400	Lockwasher 1/4	2
11	F320400	Flatwasher 1/4	2
12	MB40003	Bearing 25mm ID X 62 mm OD X 25.4 mm LG	2
	GB40004	Bearing 30 mm ID X 72 mm OD X 30 mm LG	2
13	P300005	Axle	1
14	P100017	Bearing Block. Lower	2
15	F311000	Lockwasher 5/8	4
16	F041030	Bolt 5/8 UNC x 3 GR8	4
17	MW51001	Wheel Rim - 5 , 7 , & 9 Gangs	1
18	MW51009	Wheel Rim 11 Gang Std and 9 & 11 Gang Fwy.	1
19	M500063	Main Axle Assembly - Retrofit	1
20	M100316	End Cup. Axle - Retrofit	2
MAIN WHEEL, and Non Current AXLE ASSEMBLY from Serial No. 72 to 611			
1	KB23021	Tapered Bearing. Small	1
	MW10010	Bearing Cup. Small	1
2	KB23020	Tapered Bearing. Large	1
	MW10011	Bearing Cup. Large	1
3	M100307	End Cup	1
4	M100310	Nut - Main Wheel Axle	1
5	KB90009	Shaft Seal. Large	1
6	KB90010	Shaft Seal. Small	1
7	M500078	Hub. Main Axle	1
8	M100309	Spacer. Main Wheel Axle	1
9	M100306	Shaft	1
	M500061	Main Axle Assembly	1
10	F320400	Flatwasher 1/4	2
11	F310400	Lockwasher 1/4	2
12	F010406	Bolt. 1/4 UNC x 3/4 GR8 (Torque to 76 in. lb)	2
13	M100187	Bearing Block - Lower	2
14	F311000	Lockwasher 5/8	4
15	F041030	Bolt 5/8 UNC x 3 GR8	4
16	F140403	Set Screw - 1/4in unc cup point 20	6
17	F720402	Set Screw - 1/4in unc cup point 28	6
18	MW52001	Tire (with Tube - MW53001 special order)	1
19	MW52009	Tire . 11 Gang Standard and 9 & 11 Gang Fairway	1
20	MW50009	Main Wheel Assembly - 11 Gang Std. & 9 & 11 Gang Fwy. (23/12.5x12)	1
21	MW50001	Main Wheel Assembly-11 Gang Std.(23/10.50 x 12)	2
22	MW50005	Main Wheel Assembly - 5 , 7 , & 9 Gangs(24/12.00 x 12)	2
23	MW50006	Main Wheel Assembly - 5 Gang Verticut(23/8.50 x 12)	2
24	F260800	Wheel Nut. (Torque to 90 ft. lb.)	5
25	F060116	Wheel Stud	5
26	MW51001	Wheel Rim - 5 , 7 , & 9 Gangs	1
27	MW51009	Wheel Rim 11 Gang Std and 9 & 11 Gang Fwy.	1

NOTE 1

See Page 2-03 for the Non Current Axle Assembly from Serial No. 612 to Jan/07.

NOTE 2

Items 1, 2, 5 & 6 are available as Main Wheel Service Kit - MW90003.

NOTE 3

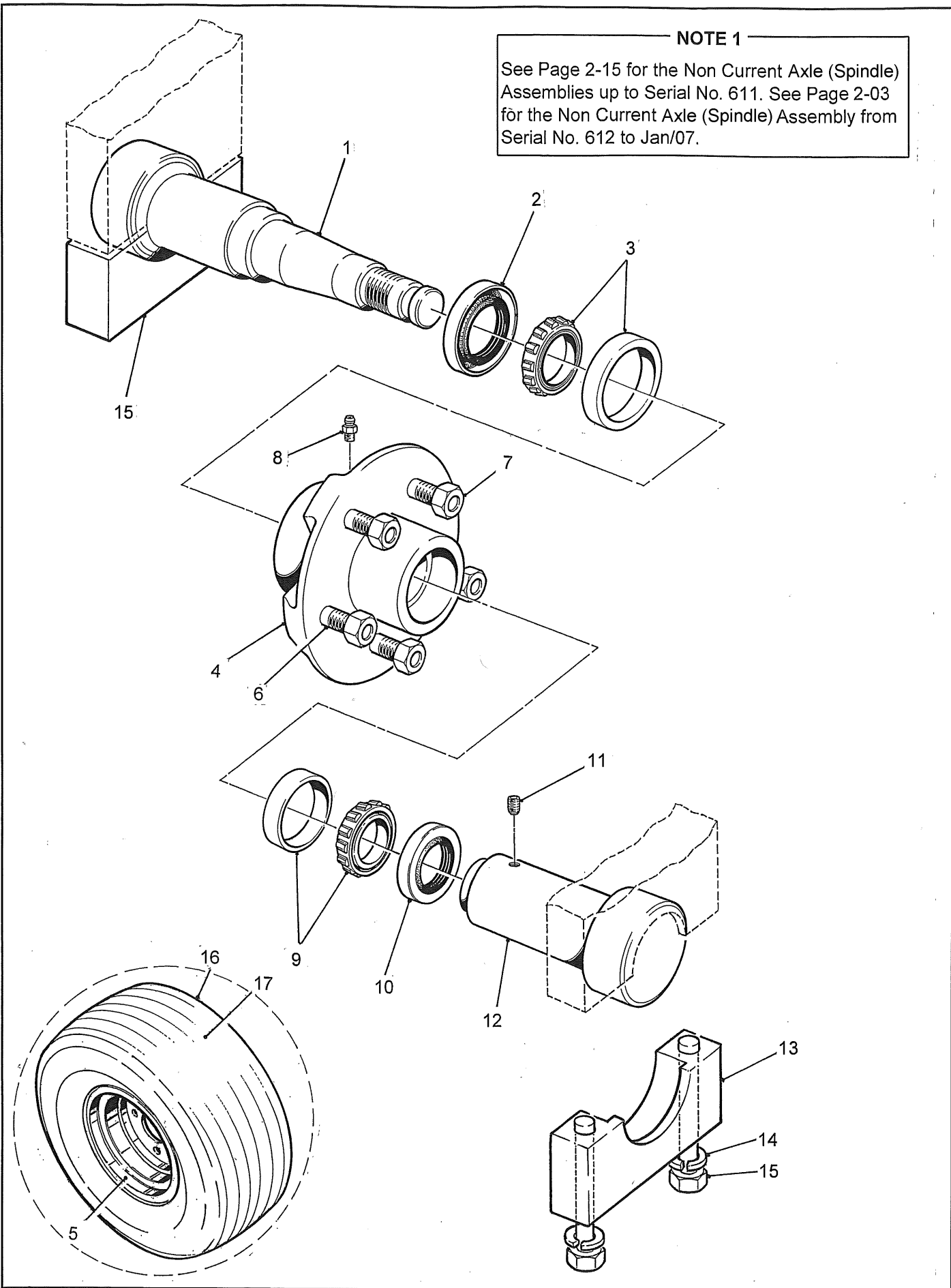
See Page 2- 17 for the Non Current Axle (Spindle) Assembly from Feb/07 to 2012.

NOTE 4

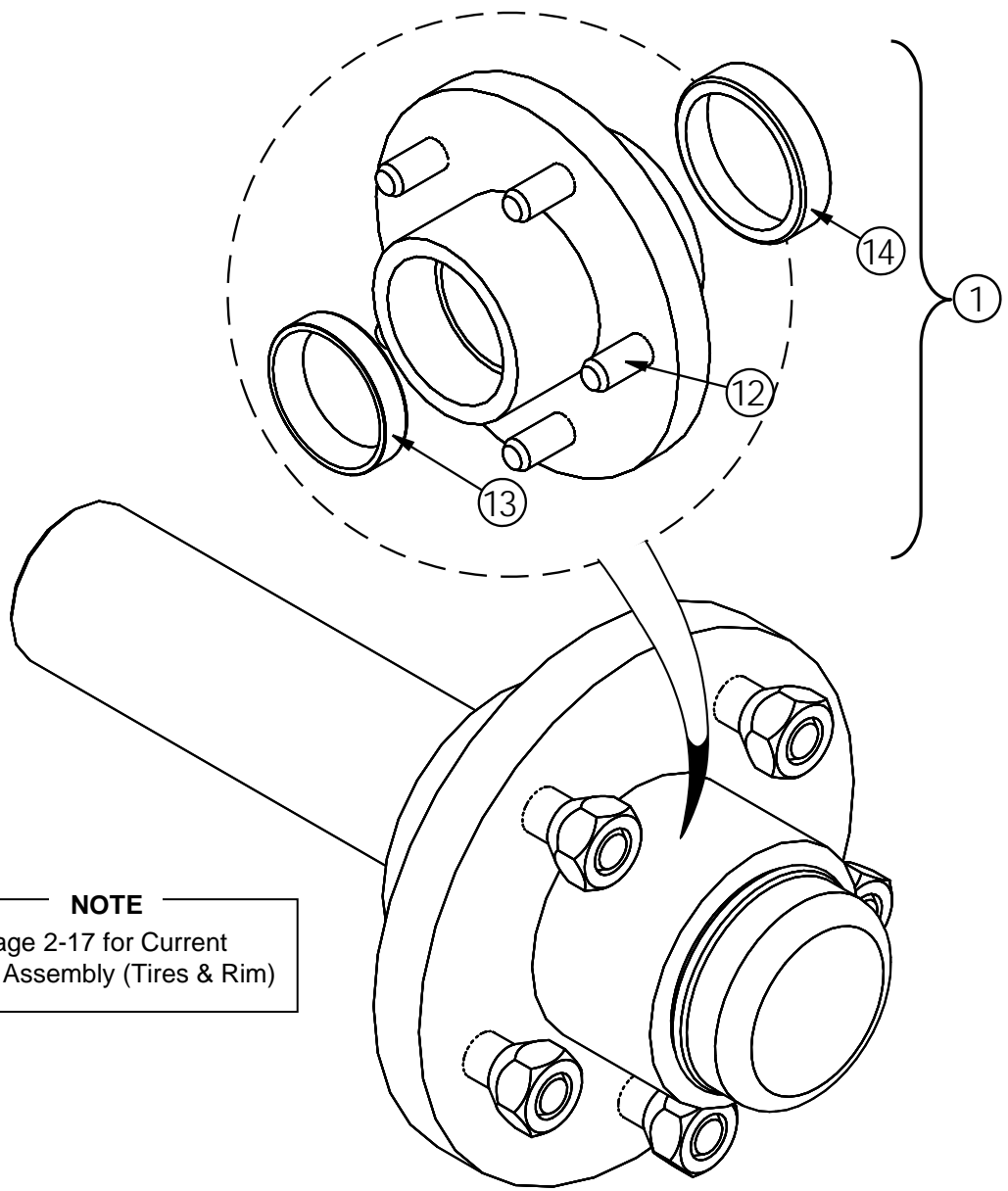
See Page 2- 19 for Current Spindle Assembly Kit.

NOTE 1

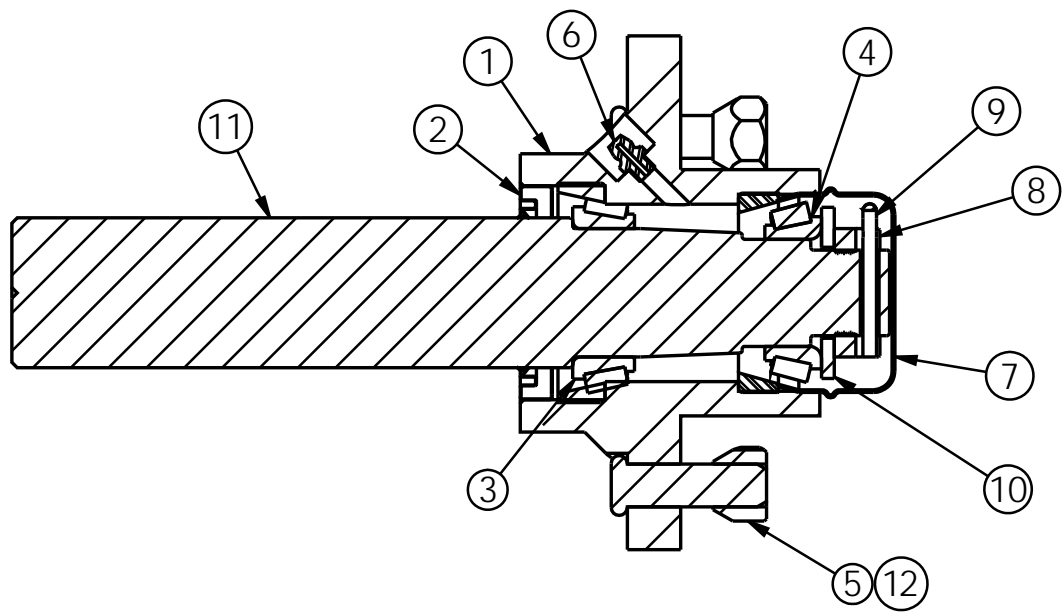
See Page 2-15 for the Non Current Axle (Spindle) Assemblies up to Serial No. 611. See Page 2-03 for the Non Current Axle (Spindle) Assembly from Serial No. 612 to Jan/07.



ITEM NO.	PART NO.	DESCRIPTION	QTY
MAIN WHEEL ASSEMBLY, AND NON CURRENT AXLE FEB/07 TO 2012			
	M500084	Main Axle Assembly	1
1	M100410	Stub Axle	1
2	KB90009	Seal. Large	1
3	KB23001	Tapered Bearing Large (Cone and Cup)	1
	KB23002	Tapered Bearing Large (Cone only)	1
4	M500085	Main Axle Hub Assembly	1
5	MW51009	Wheel Rim	1
6	F060116	Wheel Stud	5
7	F260800	Wheel Nut (Torque to 90 ft.lb.)	5
8	KM11400	Grease Fitting	1
9	KB23004	Tapered Bearing Small (Cone and Cup)	1
	KB23005	Tapered Bearing Small (Cone only)	1
10	KB90013	Seal. Small	1
11	F140503	Set Screw. 5/16 -18 unc x 3/8 Cup Pt.	1
12	M100411	Outer Axle	1
13	M100187	Bearing Block - Lower	2
14	F311000	Lockwasher 5/8	4
15	F041030	Bolt 5/8 unc x 3 Gr.8	4
16	MW50009	Main Wheel Assembly	2
17	MW52009	Tire	2
<div style="border: 1px solid black; padding: 5px; width: fit-content; margin: auto;"> <p>NOTE 1</p> <p>Service Kit - M500086 is available for Main Axle Assembly - M500084.</p> </div>			
<div style="border: 1px solid black; padding: 5px; width: fit-content; margin: auto;"> <p>NOTE 2</p> <p>See Page 2-15 for the Non Current Axle up to Serial No. 611. See Page 2-03 for the Non Current Axle from Serial No. 612 to Jan/07.</p> </div>			
<div style="border: 1px solid black; padding: 5px; width: fit-content; margin: auto;"> <p>NOTE 3</p> <p>All Wheel Assemblies, Tires and Rims listed are Current. See Page 2-19 for Current Axle Spindle Assembly.</p> </div>			



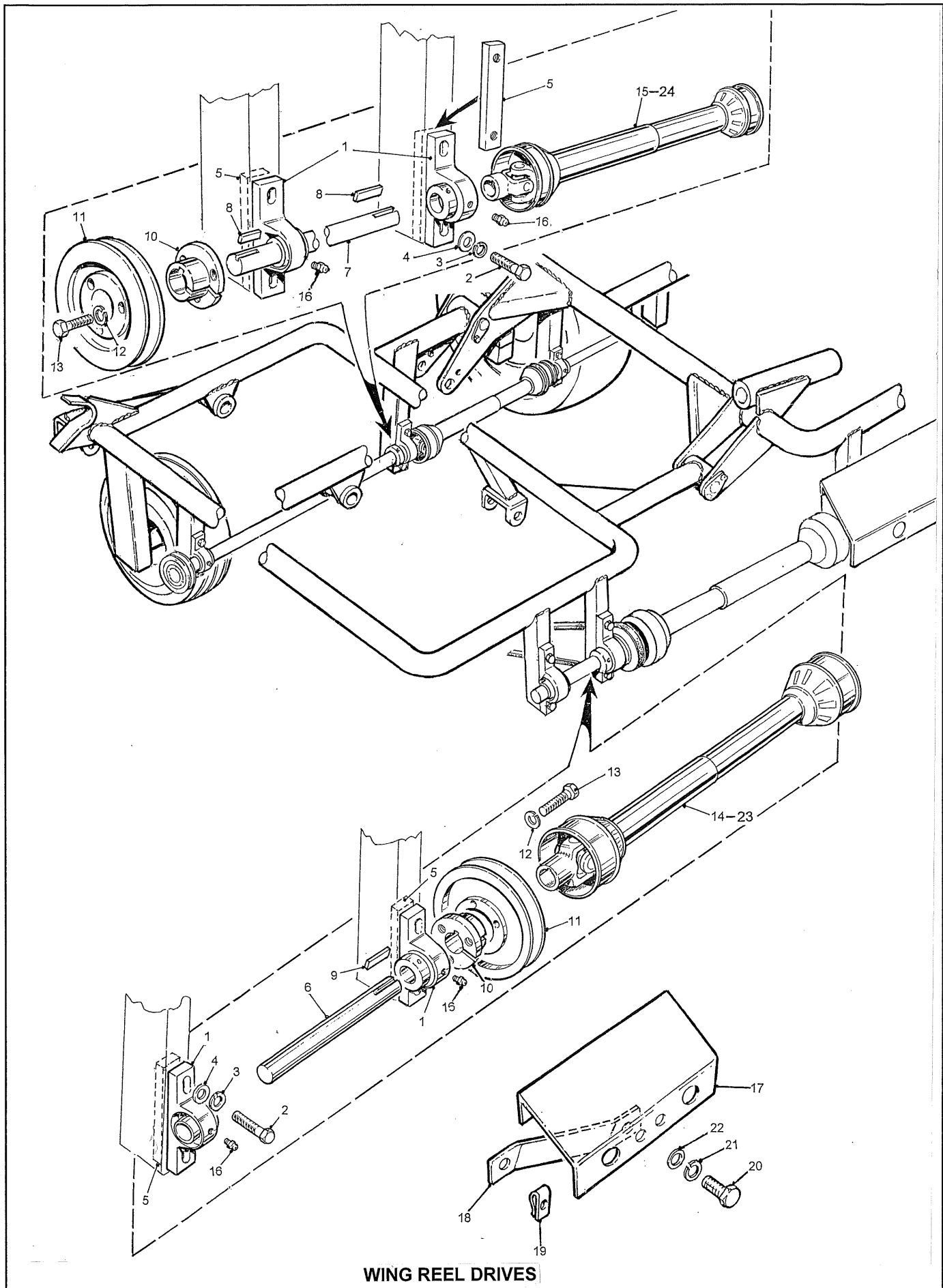
NOTE
 See Page 2-17 for Current
 Wheel Assembly (Tires & Rim)



ITEM NO.	PART NO.	DESCRIPTION	QTY
SPINDLE ASSEMBLY CURRENT FROM 2012 AND UP			
1	M500078	MAIN WHEEL HUB - (INCLUDES ITEMS 12,13 & 14)	1
2	KB90009	SHAFT SEAL - LARGE	1
3	KB23020	TAPERED ROLLER BEARING - LARGE	1
4	KB23021	TAPERED ROLLER BEARING - SMALL	1
5	F260800	WHEEL NUT 1/2 -20 UNF	5
6	KM11400	STRAIGHT GREASE FITTING	1
7	KX20038	DUST CAP	1
8	KX20032	NUT - SLOTTED 1.00 JAM	1
9	F910514	COTTER PIN - 5/32 x 1.50	1
10	F331600	FLAT WASHER - 1.00 SAE	1
11	GR10579	SPINDLE - (WELDED TO MAIN FRAME)	1
12	F060116	STUD - 1/2 IN. WHEEL STUD	5
13	MW10010	MAIN WHEEL CUP - SMALL	1
14	MW10011	MAIN WHEEL CUP - LARGE	1
NOTE 1			
Items 1-11 are available as Spindle Assembly Kit: GR50580			

SECTION 3 - DRIVE

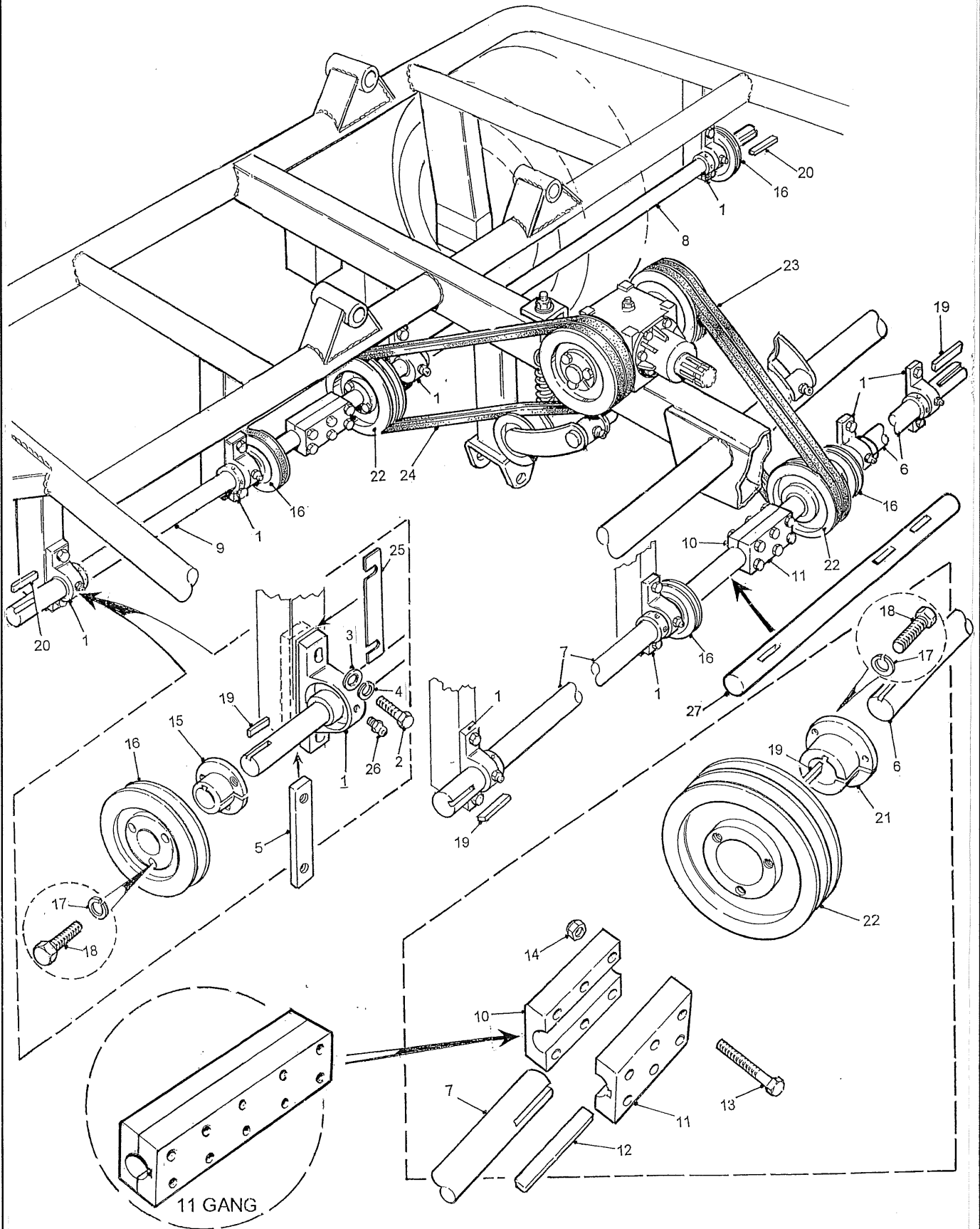
Wing Reel Drives	3-01
Main Reel (Front/Rear Jackshafts) Drive Assembly	3-03
Mainframe, Gearbox, Idlers & Guards	3-05
P.T.O. Shafts & Jackshafts (See Appendix for Distributor Parts/Service)	3-07



WING REEL DRIVES

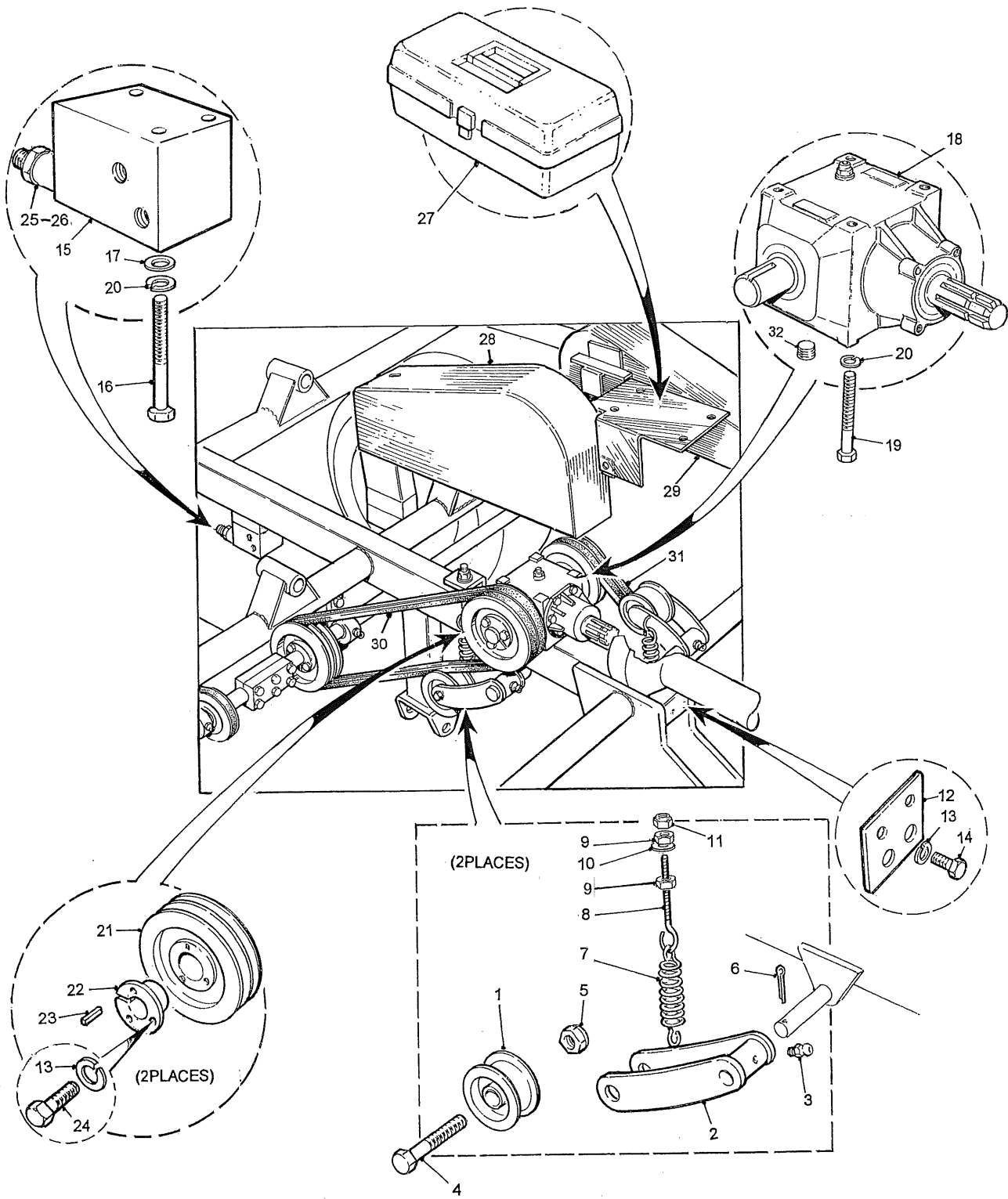
ITEM NO.	PART NO	DESCRIPTION	QTY
WING REEL DRIVES. R H. ILLUSTRATED (LH OPPOSITE)			
1	MB30001	Pillow Block Bearing	4
2	F040714	Bolt 7/16 UNC x 1 1/2 GR8	8
3	F310700	Lockwasher 7/16	8
4	F320700	Washer 7/16	8
5	M100159	Nut Bar	4
6	M100155	Reel Drive Jackshaft - Front	1
7	M100156	Reel Drive Jackshaft - Rear	1
8	F924414	Key	2
9	F924432	Key	1
10	MD51010	Taper Lock Bushing (Includes items 12 & 13)	2
11	MD12044	Reel Drive Pulley	2
12	-----	Lockwasher 1/4	6
13	-----	Bolt. Full Thread 1/4 UNC x 1 1/4	6
14	MD91002	PTO Shaft. Front. Bondioli & Pavesi	2
15	MD91003	PTO Shaft. Rear. Bondioli & Pavesi	2
16	KM11400	Grease Fitting	4
17	M100094	Guard	1
18	M100235	Mounting Bracket. Guard	1
19	F240500	Clipnut 5/16 UNC	1
20	F010506	Bolt 5/16 UNC x 3/4 GR8 F040516	1
21	F310500	Lockwasher 5/16	1
22	F320500	Flatwasher 5/16	1
23	MD91007	PTO Shaft. Walterscheid. Wing Front	2
24	MD91008	PTO Shaft. Walterscheid. Wing Rear	2
<p>NOTE Refer to the Operator/Maintenance manual for correct procedure for set up of shaft ends for PTO Shafts</p>			

MAIN REEL (FRONT/REAR JACKSHAFTS) DRIVE ASSEMBLY



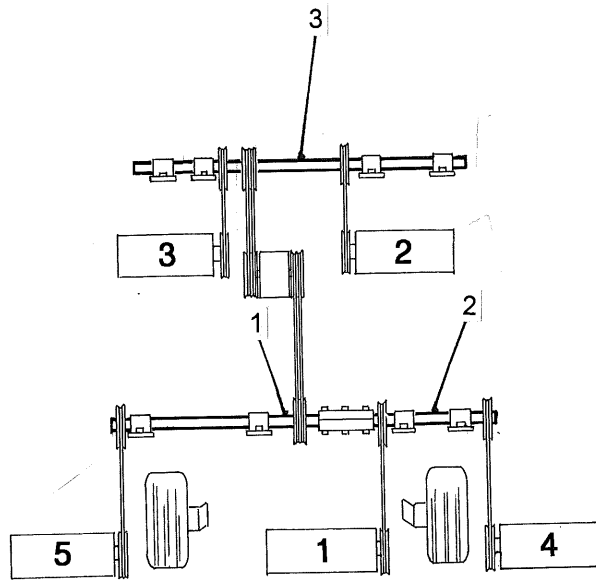
ITEM NO.	PART NO	DESCRIPTION	QTY
MAIN REEL (FRONT/REAR JACKSHAFT) DRIVE ASSY			
1	MB30001	Pillow Block Bearing	8
2	F040714	Bolt 7/16 UNC x 1 1/2 GR8	16
3	F320700	Flatwasher 7/16	16
4	F310700	Lockwasher 7/16	16
5	M100159	Nut Bar	8
6	M100151	Main Front Left Jack Shaft	1
7	M100152	Main Front Right Jack Shaft	1
8	M100153	Main Rear Left Jackshaft . 9-Gang & 11-Gang	1
	M100240	Main Rear Left Jackshaft . 5 & 7-Gang	1
9	M100154	Main Rear Right Jackshaft . 9-Gang & 11-Gang	1
	M100241	Main Rear Right Jackshaft . 5 & 7-Gang	1
10	M100157	Jackshaft Coupling. Top. 5, 7 & 9-Gang	2
	M100191	Jackshaft Coupling. Top. 11-Gang	1
11	M100158	Jackshaft Coupling. Bottom. 5, 7 & 9-Gang	2
	M100192	Jackshaft Coupling. Bottom. 11-Gang	1
12	F924450	Key	2
13	F040524	Bolt 5/16 UNC x 2 1/2 GR8	12
14	F210500	Locknut 5/16 UNC	12
15	MD51010	Taper Lock Bushing (Includes items 17 & 18)	5
16	MD12044	Pulley. Reel Drive	5
17	F310400	Lockwasher 1/4	21
18	F030412	Bolt. (Full Thread) 1/4 UNC x 1 1/4	21
19	F924414	Key	9
20	F924432	Key	2
21	MD52010	Taper Lock Bushing (Includes items 17 & 18)	2
22	MD22066	Pulley. Jackshaft Drive	2
23	KD62364	Drive Belt. Front. Std. Speed	2
	KD62368	Drive Belt. Front. (Reels 4 & 5 on 10 inch Reel Design)	2
24	KD62381	Drive Belt. Rear. Std. Speed	2
	MD62082	Drive Belt. Rear. High Speed. Opt.	2
25	M100145	Shims- Pillow Block Bearings - See Note 2	A/R
26	KM11400	Grease Fitting	8
27	M100150	Main Front Jackshaft. 5-Gang	1
NOTE 1			
Refer to pages 7 & 9 for the location of Jackshafts and P.T.O Shafts.			
NOTE 2			
The shims M100145 are used to align the jackshaft. Refer to the operator/maintenance manual for the correct procedure.			
NOTE 3			
A) Items 10, 11, 12, 13, & 14. Available as set No. M500016			
B) Items 13 & 14. 20 required for 11-Gang.			

MAINFRAME, GEARBOX, IDLERS & GUARDS

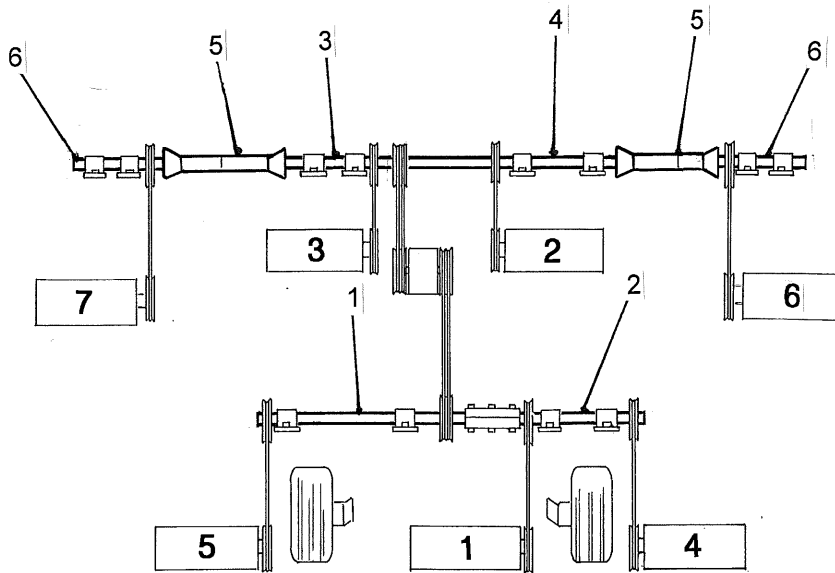


ITEM NO.	PART NO	DESCRIPTION	QTY
MAIN FRAME, GEARBOX, IDLERS & GUARDS			
1	M500002	Idler Pulley	2
2	M300009	Idler Arm	2
3	KM11400	Grease Fitting	2
4	F040836	Bolt 1/2 UNC x 3 3/4 GR8	2
5	F210800	Locknut 1/2 UNC	2
6	F910514	Cotter Pin 5/32 x 1 1/2	2
7	MS20001	Spring	2
8	F050550	Eye Bolt	2
9	F230500	Nut 5/16 UNC	2
10	F320500	Flatwasher 5/16	2
11	F210500	Locknut 5/16 UNC	2
12	M100011	Bulkhead Plate	1
13	F310400	Lockwasher 1/4	2
14	F040410	Bolt 1/4 UNC x 1 GR8	2
15	MH20001	Hydraulic Control Block / Sequence Valve Assembly	1
16	F040434	Bolt 1/4 UNC 3 1/2 GR8	3
17	F310400	Flatwasher 1/4. See Note 1	A/R
18	KD92007	Gearbox. See Note 2	1
19	F040814	Bolt 1/2 UNC x 1 1/2 GR8	4
20	F310800	Lockwasher 1/2	7
21	MD22070	Drive Pulley (Std)	2
	MD22094	Drive Pulley (Opt. High Speed)	2
22	MD53011	Taperlock Bushing (Includes items 13 & 24)	2
23	F924416	Key	2
24	F040412	Bolt 1/4 UNC x 1 1/4	6
25	KH70035	Seal Kit - Sequence Valve	1
26	MH40005	Sequence Valve Cartridge	1
27	M100275	Tool Box	1
28	M300016	Guard Right Side - Main Drive Belt	1
29	M300015	Guard Left Side - Main Drive Belts	1
30	KD62381	Drive Belt Rear - Standard	2
	MD62083	Drive Belt Reat - High Speed Opt.	2
31	KD62364	Drive Belt Front - Standard	2
	KD62368	Drive Belt Front (Reels 4 & 5 on 10 inch Reel Design)	2
32	6-130109N	Pipe Plug. Hex. Socket 3/8	1
NOTE 2			
<div style="border: 1px solid black; padding: 5px; margin: 0 auto; width: fit-content;"> Gearbox Seal Kit Part No. KD92103. Gearbox Bearing Kit Part No. M500091. </div>			
NOTE 1			
<div style="border: 1px solid black; padding: 5px; margin: 0 auto; width: fit-content;"> *Item 17, Flatwasher. Use to limit the bolt (item 16) thread depth to 1/4 in (6.5mm) into the frame. </div>			

REEL DRIVE JACK SHAFTS



5 GANG

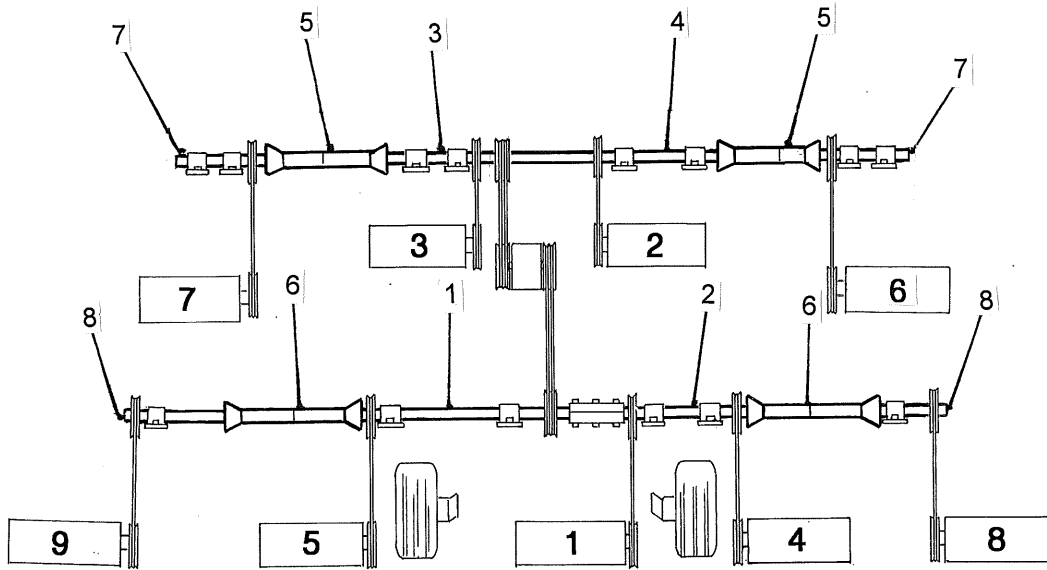


7 GANG

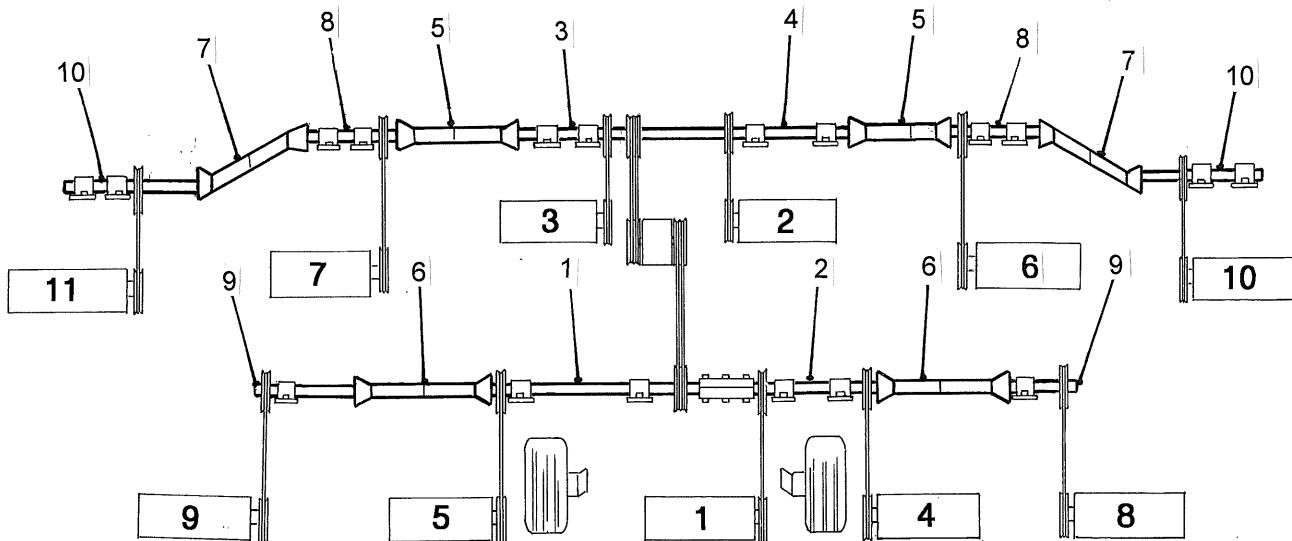
ITEM NO.	PART NO.	DESCRIPTION	QTY
REEL DRIVE JACK SHAFTS 5 GANG			
1	M100240	Main Rear Left Shaft 5 & 7 Gang	1
2	M100241	Main Rear Right Shaft 5 & 7 Gang	1
3	M100150	Main Front Jackshaft, 5 Gang	1

ITEM NO.	PART NO.	DESCRIPTION	QTY
REEL DRIVE JACK SHAFTS 7 GANG			
1	M100240	Main Rear Left Shaft 5 & 7 Gang	1
2	M100241	Main Rear Right Shaft 5 & 7 Gang	1
3	M100151	Main Front Left Shaft	1
4	M100152	Main Front Right Shaft	1
5	MD91002	PTO Shaft. Front. Bondioli & Pavesi	2
	MD91007	PTO Shaft. Front. Walterscheid. Wing Front - Special Order Only	2
6	M100155	Wing Front Shaft 9 & 11 Gang	2

REEL DRIVE JACK SHAFTS



9 GANG



11 GANG

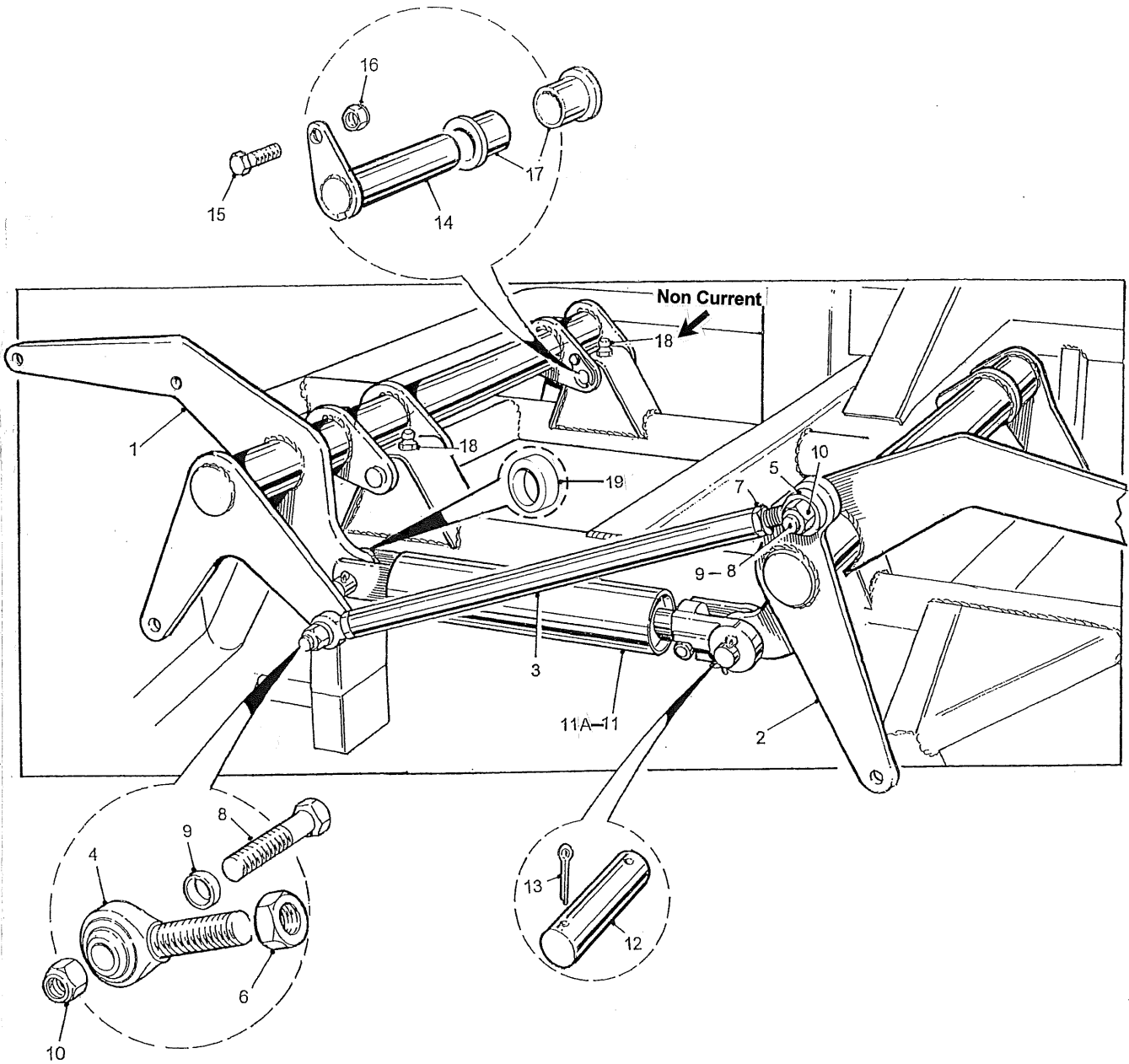
ITEM NO.	PART NO.	DESCRIPTION	QTY
REEL DRIVE JACK SHAFTS 9 GANG			
1	M100153	Main Rear Left Shaft 9 & 11 Gang	1
2	M100154	Main Rear Right Shaft 9 & 11 Gang	1
3	M100151	Main Front Left Shaft	1
4	M100152	Main Front Right Shaft	1
5	MD91002	PTO Shaft Front. Bondioli & Pavesi	2
	MD91007	PTO Shaft Front. Walterscheid, Wing Front - Special Order Only	2
6	MD91003	PTO Shaft Rear. Bondioli & Pavesi	2
	MD91010	PTO Shaft Rear. Bondioli & Pavesi. 9 & 11 Gang. Fairway Model	2
	MD91008	PTO Shaft Rear. Walterscheid, Wing Rear - Special Order Only	2
7	M100155	Wing Front Shaft 9 & 11 Gang	2
8	M100156	Wing Rear Shaft 9 & 11 Gang	2
	M100323	Wing Rear Shaft 9 & 11 Gang. Fairway Model	2

ITEM NO.	PART NO.	DESCRIPTION	QTY
REEL DRIVE JACK SHAFTS 11 GANG			
1	M100153	Main Rear Left Shaft 9 & 11 Gang	1
2	M100154	Main Rear Right Shaft 9 & 11 Gang	1
3	M100151	Main Front Left Shaft	1
4	M100152	Main Front Right Shaft	1
5	MD91002	PTO Shaft Front. Bondioli & Pavesi	2
	MD91007	PTO Shaft Front. Walterscheid. Wing Front - Special Order Only	2
6	MD91003	PTO Shaft Rear. Bondioli & Pavesi	2
	MD91010	PTO Shaft Rear. Bondioli & Pavesi. 9 & 11 Gang. Fairway Model	2
	MD91008	PTO Shaft Rear. Walterscheid. Wing Rear - Special Order Only	2
7	MD91005	PTO Shaft 11 Gang Wing Bondioli & Pavesi	2
	MD91009	PTO Shaft 11 Gang Wing Walterscheid - Special Order Only	2
	MD91011	PTO Shaft 11 Gang Fairway. Wing Walterscheid - Special Order Only	2
8	M100211	Wing Front Shaft 9 & 11 Gang	2
9	M100156	Wing Rear Shaft 9 & 11 Gang	2
	M100323	Wing Rear Shaft 9 & 11 Gang. Fairway Model	2
10	M100155	Wing Front 11 Gang only	2

SECTION 4 – LIFT ARMS & CHAINS

Main Reels Lift Assembly	4-01
Reel Lift Chains & Reel Guards	4-03
Main & Wing Lift Arms	4-05

MAIN REELS LIFT ASSEMBLY



ITEM NO.	PART NO	DESCRIPTION	QTY
MAIN REELS LIFT ASSEMBLY			
1	M300011	Main Lift Arm.LH. 9 & 11 Gang	1
	M300090	Main Lift Arm. LH. Std. 5 & 7 Gang, Fwy. 5, 7, 9 & 11 Gang, 5 Gang Verticut	1
2	M300012	Main Lift Arm. RH. 9 & 11 Gang	1
	M300091	Main Lift Arm. RH. Std. 5 & 7 Gang, Fwy. 5, 7, 9 & 11 Gang, 5 Gang Verticut	1
3	M100064	Synchronizer Tie Rod Tube	1
4	CM00121	Tie Rod End. RH	1
5	CM00122	Tie Rod End. LH	1
6	F231250	Jam Nut. 3/4 UNF. RH	1
7	F231260	Jam Nut. 3/4 UNF. LH	1
8	F041226	Bolt 3/4 UNC x 2 3/4 GR8	2
9	M100041	Spacer	2
10	F211200	Locknut 3/4 UNC	2
11	M500011	Main Lift Cylinder Assy	1
11A	M500019	Seal Kit. Lift Cylinder	1
12	P100061	Hinge Pin	2
13	F910514	Cotter Pin 5/32 x 1 1/2	4
14	M300010	Pivot Pin	4
15	F040512	Bolt 5/16 UNC x 1 1/4 GR8	4
16	F210500	Locknut 5/16	4
17	KB11614	Flanged Bushing	8
18	KM11400	Grease Fitting. Non Current up to Serial No. 571	4
19	M100134	Spacer	1

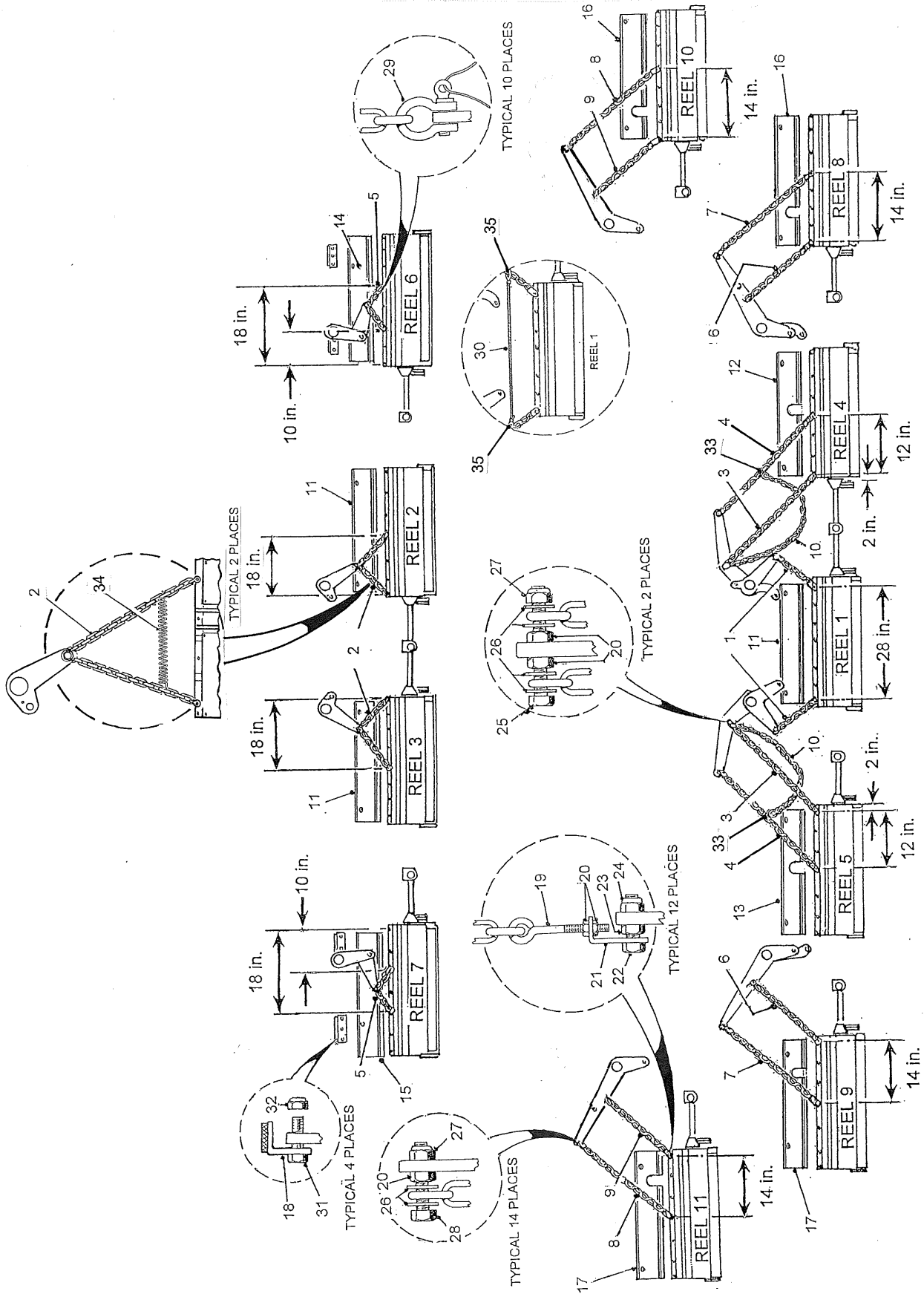
NOTE 1

Items 3.4.5.6.7 available as assembly No. M500014

NOTE 2

See Page 4-07 for Main Lift Arm Identifier.

REEL LIFT CHAINS & GUARDS



ITEM NO.	PART NO	DESCRIPTION	QTY
REEL LIFT CHAINS & GUARDS			
1	C100101	Lift Chain. Reel 1. Std. & Fwy. 1 - 19 inch	2
2	C100123	Lift Chain. Reel 2 & 3. Std. & Fwy. - 38 1/2 inch	2
3	C300027	Lift Chain. Inner. Reel 4 & 5. 5 Gang Std. - 29 inch	2
4	C300026	Lift Chain. Outer. Reel 4 & 5. 11 Gang Std. - 26 1/4 inch	2
	C300108	Lift Chain. Outer. Reel 4 & 5. 5, 7 & 9 Gang Std. & Fwy. 30 1/4 inch	2
	C300108	Lift Chain. Outer. Reel 4 & 5. 11 Gang Fwy. - 30.25 inch	2
	C300027	Lift Chain. Outer. Reel 4 & 5. 5 Gang Verticut - 29 inch	2
5	C100124	Lift Chain. Reel 6 & 7. Std. & Fwy. - 14 inch	2
6	C300028	Lift Chain. Inner. Reel 8 & 9. 9 & 11 Gang Std. - 19 inch	2
	C300107	Lift Chain. Inner. Reel 8 & 9. 9 & 11 Gang Fwy. - 20 1/4 inch	2
7	C300029	Lift Chain. Outer. Reel 8 & 9. 9 & 11 Gang Fwy.- 24 inch	2
8	C300030	Lift Chain. Inner. Reel 10 & 11. 11 Gang Std. & Fwy. - 15 1/4 inch	2
9	C300028	Lift Chain. Outer. Reel 10 & 11. 11 Gang Std. & Fwy. - 17 3/4 inch	2
10	C100111	Transport Safety Chain 9 & 11 Gang Std. & Fwy.- 31 1/4 inch	2
	C100129	Transport Safety Chain 7 Gang Std. & Fwy. - 46 1/2 inch	2
	C100228	Transport Safety Chain 5 Gang Std. & Fwy. - 12 1/2 inch	1
	C100229	Transport Safety Chain 5 Gang Std. & Fwy. - 4 inch	1
11	C100056	Reel Guard No. 1. 2 & 3	3
12	C100057	Reel Guard No. 4	1
13	C100058	Reel Guard No.5	1
14	C100067	Reel Guard No. 6	1
15	C100068	Reel Guard No. 7	2
16	C100059	Reel Guard No 8 & 10	2
17	C100060	Reel Guard No. 9 & 11	2
18	C500004	Bumper Pad No. 6 & 7 only	4
19	F050640	Eyebolt Reels 4,5,8,9,10 & 11	12
20	F230600	Nut 3/8 unc	42
21	C300019	Chain Tensioner Bracket	12
22	F040512	Bolt 5/16 unc x 1 1/4 GR8	12
23	F230500	Nut 5/16 unc	12
24	F210500	Locknut 5/16 unc	12
25	F040630	Bolt 3/8 unc x 3 GR8	2
26	F320600	Flatwasher 3/8	36
27	F210600	Locknut 3/8 unc	16
28	F040620	Bolt 3/8 unc x 2 GR8	14
29	KC01002	Shackle	10
30	KM71016	Rubber Rope. 18in	1
31	F040506	Bolt 5/16 unc x 3/4 GR8	8
32	F210500	Locknut 5/16 unc	8
33	KC01035	Fireman Snap 5/16	2
34	KS20008	Spring. Reels 2 & 3	2
35	F990324	'S' Hook 3/16 Dia. X 2 1/2 x 2 1/2	2

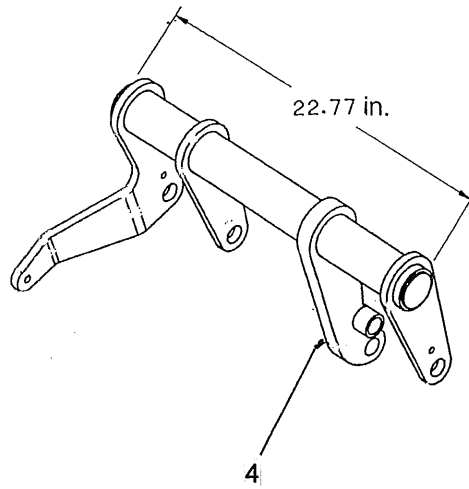
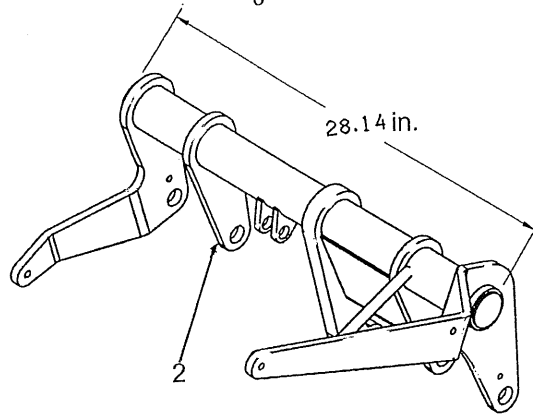
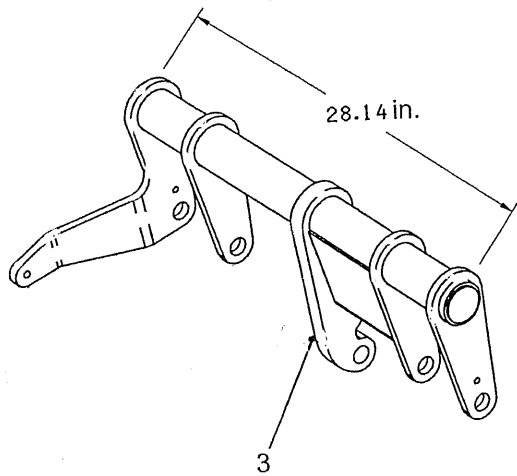
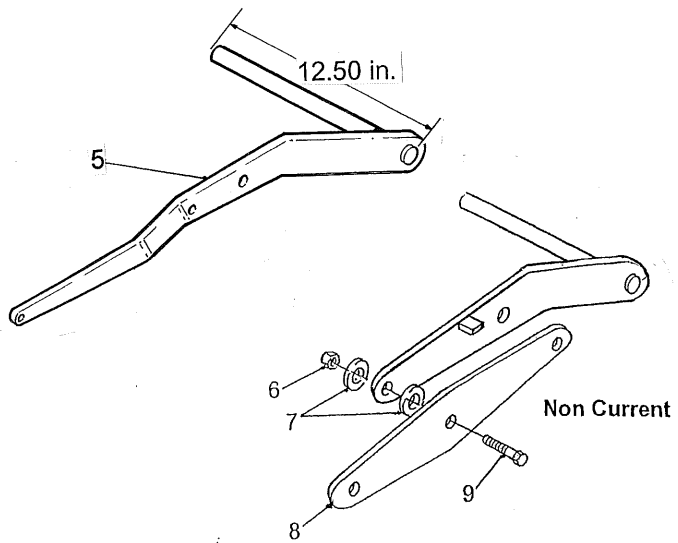
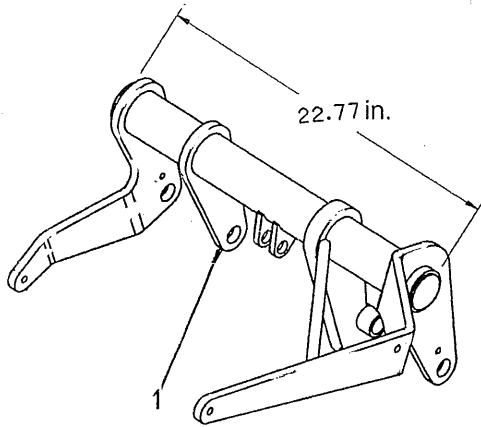
NOTE 1

See Section 2, Page 13 for Reel Guard Attachment Fasteners

NOTE 2

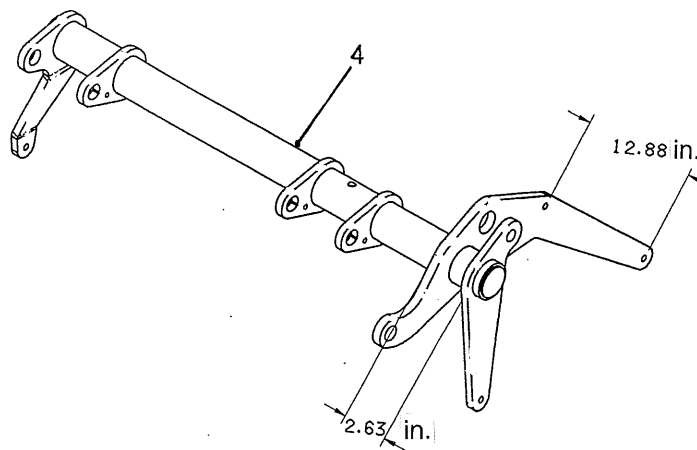
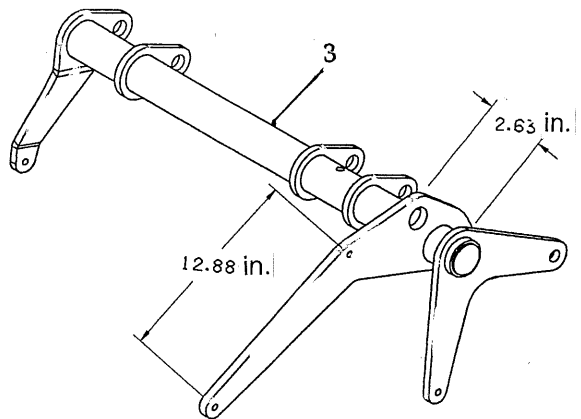
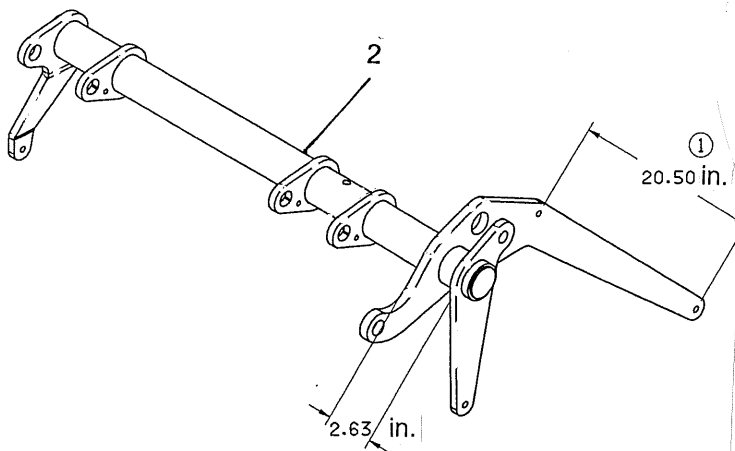
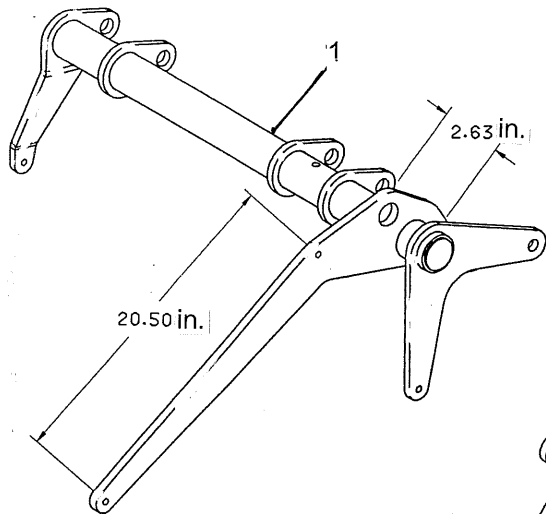
Items 30 & 35 are available as assembly C500068.

WING LIFT ARMS



ITEM NO.	PART NO.	DESCRIPTION	QTY
WING LIFT ARMS			
1	M300096	Wing Lift Arm. LH. Fwy. 9 & 11 Gang (Shown)	1
	M300097	Wing Lift Arm. RH. Fwy. 9 & 11 Gang	1
2	M300013	Wing Lift Arm. LH. Std. 9 & 11 Gang (Shown)	1
	M300014	Wing Lift Arm. RH. Std. 9 & 11 Gang	1
3	M300098	Wing Lift Arm. LH. Std. 7 Gang (Shown)	1
	M300099	Wing Lift Arm. RH. Std. 7 Gang	1
4	M300100	Wing Lift Arm. LH. Fwy. 7 Gang (Shown)	1
	M300101	Wing Lift Arm. RH. Fwy. 7 Gang	1
5	M300060	Wing Lift Arm. LH. 11 Gang (Shown)	1
	M300061	Wing Lift Arm. RH. 11 Gang	1
6	F231000	Nut 5/8 unc (Non Current from Serial No. 504)	1
7	F321000	Flatwasher 5/8 (Non Current from Serial No. 504)	2
8	M300059	Balance Beam (Non Current from Serial No. 504)	1
9	F041030	Bolt 5/8 unc x 3 Gr.8 (Non Current from Serial No. 504)	1
<p data-bbox="1003 785 1081 810">NOTE</p> <div data-bbox="826 800 1271 976" style="border: 1px solid black; padding: 5px;"> <p data-bbox="829 835 1252 961">Refer to Section 2, Page 1 for 7 & 9 Gang Wingframe Assembly and Section 2, Page 5 for 11 Gang Wingframe Assembly.</p> </div>			

MAIN LIFT ARMS



5

IMPORTANT

The Transport Safety Chain must be attached at this point when mowing.

D001-108

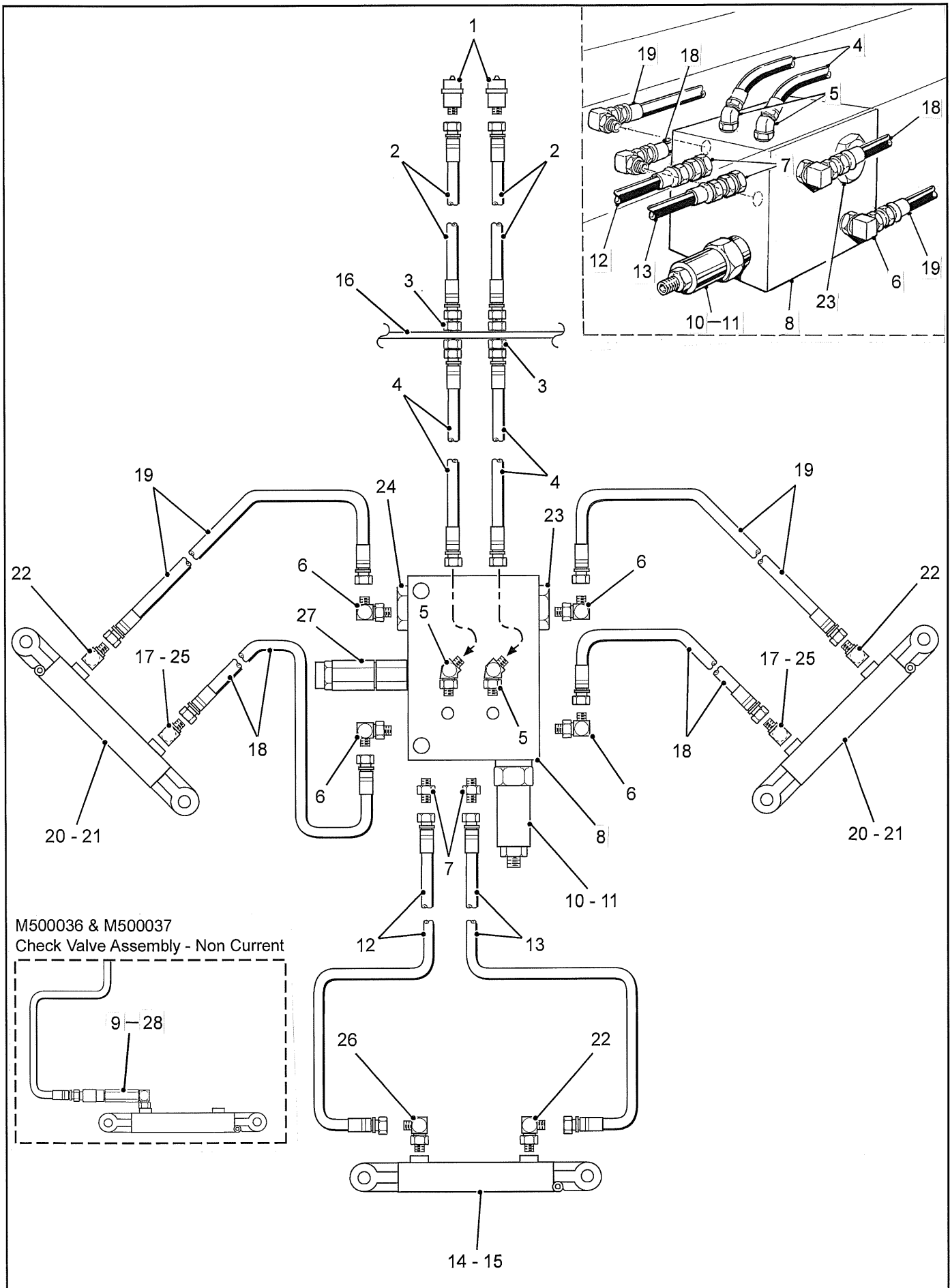
ITEM NO.	PART NO.	DESCRIPTION	QTY
MAIN LIFT ARMS			
1	M300090	Main Lift Arm. LH. Std. 5 & 7 Gang, Fwy. 5, 7, 9 & 11 Gang, 5 Gang Verticut	1
2	M300091	Main Lift Arm. RH. Std. 5 & 7 Gang, Fwy. 5, 7, 9 & 11 Gang, 5 Gang Verticut	1
3	M300011	Main Lift Arm. LH. Std. 9 & 11 Gang	1
4	M300012	Main Lift Arm. RH. Std. 9 & 11 Gang	1
5	D001-108	Decal - " Important The Transport Safety..."	2

SECTION 5 - HYDRAULICS

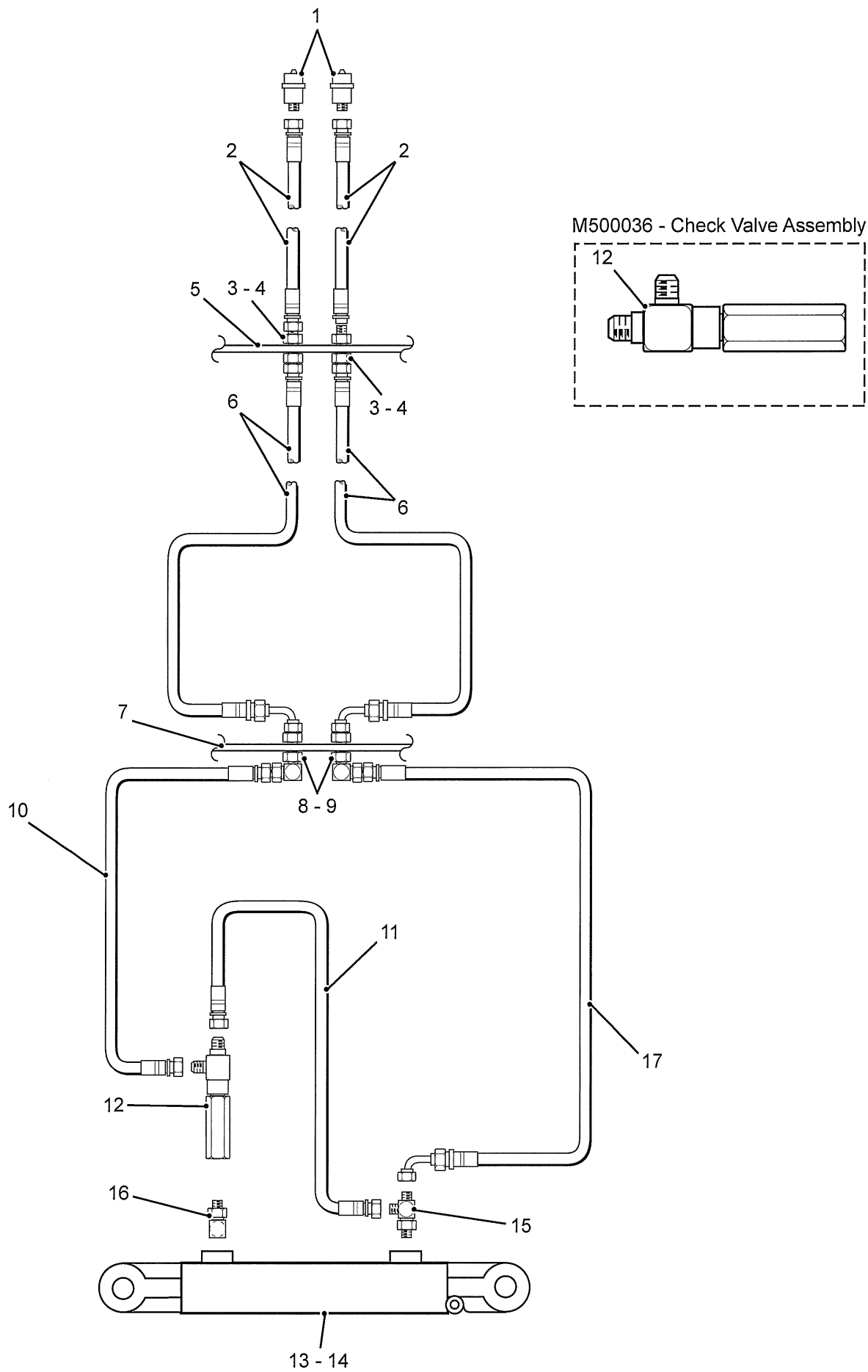
Hydraulic System 7, 9, and 11 Gang
5 Gang Hydraulic System

5-01

5-03



ITEM NO.	PART NO.	DESCRIPTION	QTY
HYDRAULIC SYSTEM 7, 9 & 11 Gang			
1	MH10004	Quick Connect. Male	2
2	M500003	Hose. Supply/Return	2
3	MH14006	Bulkhead Union c/w Nut	2
4	M500004	Spine Hose	2
5	MH11004	'O' Ring Elbow. 45deg.	2
6	MH12004	'O' Ring Elbow. 90deg.	4
7	MH13004	Adaptor Straight	2
8	M500031	Control Block/Sequence Valve Assy - Non Current up to Serial No. 549	1
	M500074	Control Block/Sequence Valve Assy - Current from Serial No. 550	1
9	M500036	Check Valve Assembly. Wing Cylinder	1
10	MH40005	Sequence Valve Cartridge	1
11	KH70035	Seal Kit (Sequence Valve)	1
12	M500050	Hose. Main "UP"	1
13	M500006	Hose. Main "DOWN"	1
14	M500011	Main Lift Cylinder c/w Fittings (Item 22 for Std. Items 22 & 26 for Fwy.)	1
15	M500019	Seal Kit. Main Lift Cylinder	1
16	M100011	Bulkhead Plate	1
17	M500103	Orifice Plug & 'O' Ring Fitting. (Wing Cylinder) Std. & Fwy.	2
18	M500051	Hose. Wing "UP"	2
19	M500052	Hose. Wing "DOWN"	2
20	M500012	Wing Lift Cylinder c/w Fittings (Items 17 & 22)	2
21	M500019	Seal Kit. Wing Lift Cylinder	1
22	4-6-070202	Elbow. Male	3
23	KH40017	Check Valves (in block)	2
24	KH40018	Dual Pilot Piston with Seals (in block)	1
25	M500053	Elbow. 90deg. - Non Current	2
26	M500104	Orifice Plug & 'O' Ring Fitting	1
27	KH20132	Relief Valve. - Current from Serial No. 550	1
28	M500037	Check Valve Assembly. Main Cylinder	1
<p>NOTE</p> <p>2 Bolts -(F040440) 1/4 unc x 4 Gr.8 must be used when replacing the Non Current Manifold (M500031) with the Current Manifold (M500074).</p>			

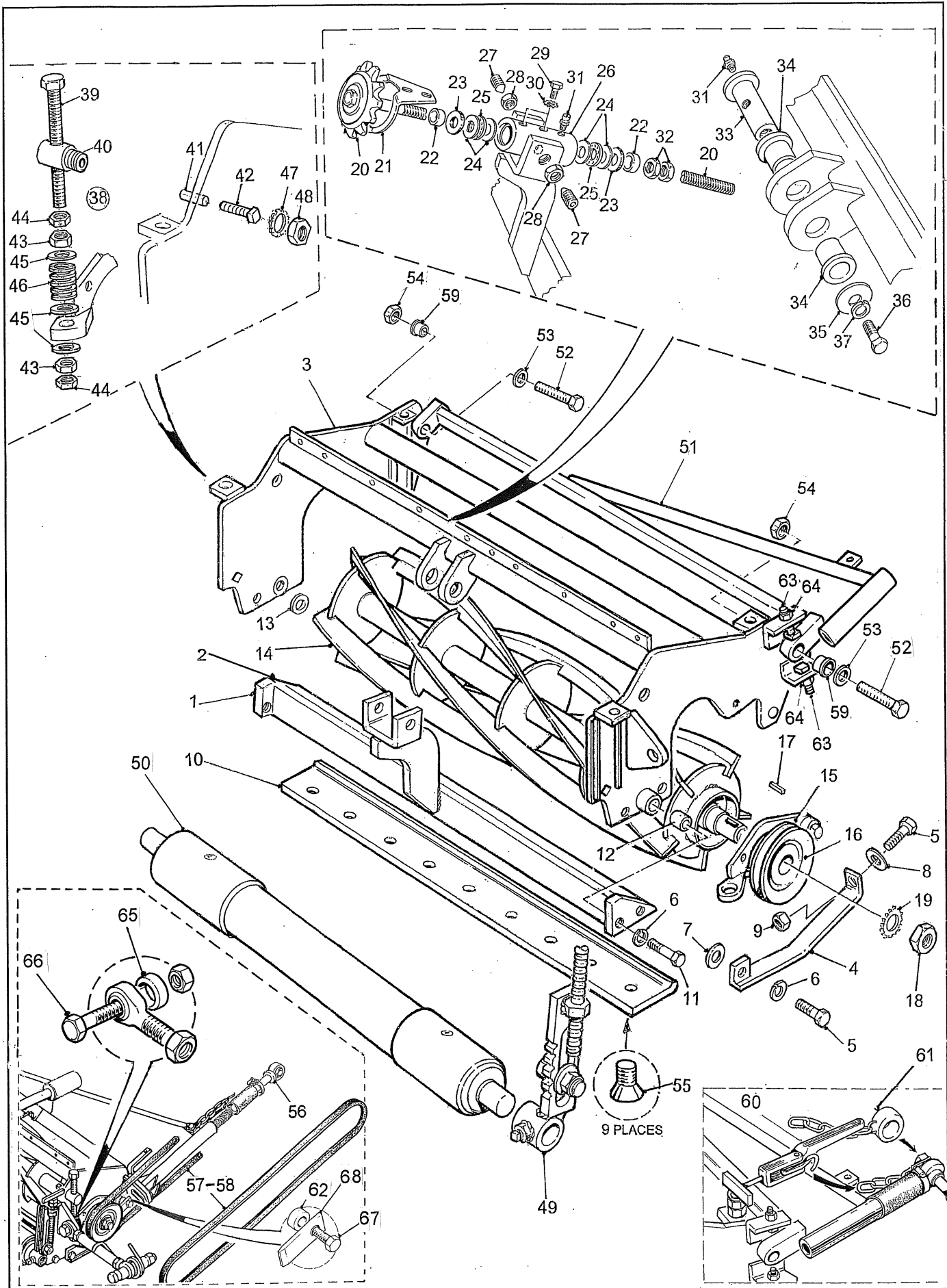


ITEM NO.	PART NO.	DESCRIPTION	QTY
5 GANG HYDRAULIC SYSTEM From Serial No. 467			
1	MH10004	Quick Connect. Male	2
2	M500003	Hose Supply/Return	2
3	06-06-070601	Bulkhead Union	2
4	06-070118	Bulkhead Nut	4
5	M100011	Bulkhead Plate	1
6	M500017	Hose Assembly	2
7	M100110	Bulkhead Plate	1
8	04-04-070701	Bulkhead Union	2
9	04-070118	Bulkhead Nut	4
10	M500020	Hose Assembly	1
11	M500068	Hose Assembly	1
12	M500036	Check Valve Assembly	1
13	M500011	Main Lift Cylinder	1
14	M500019	Seal Kit - Main Lift Cylinder	1
15	06-06-070428	'O' Ring Run Tee. Straight	1
16	KH00302	90deg. Elbow. Male	1
17	M500067	Hose Assembly	1

SECTION 6 – FAIRWAY MOWER

Fairway Mower Reel Assembly (Typical)
Fairway Mower Grooved Roller Assembly

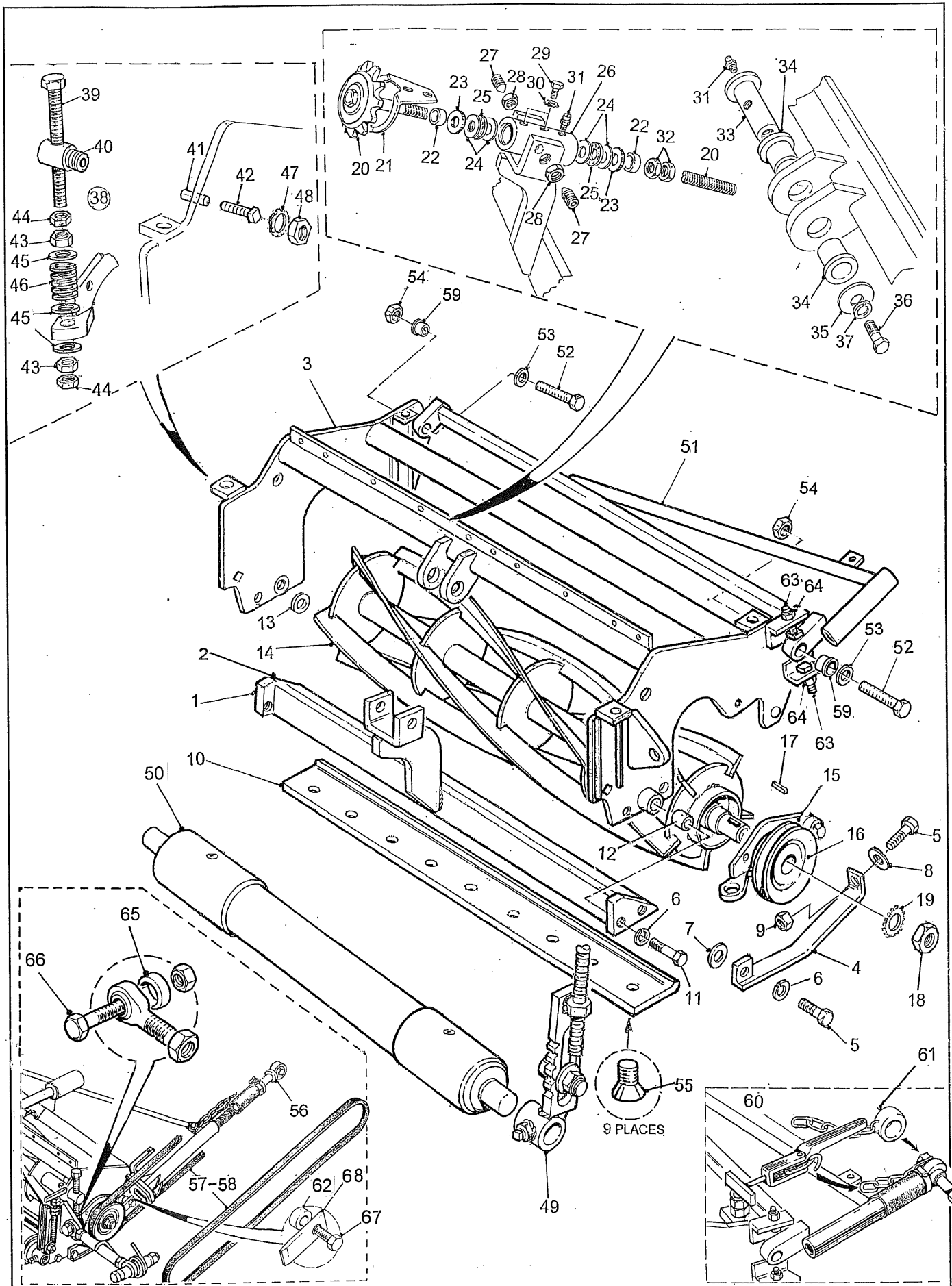
6-01
6-05



ITEM NO.	PART NO.	DESCRIPTION	QTY
FAIRWAY MOWER REEL ASSEMBLY (TYPICAL)			
1	C300087	Bedknife Holder- Rear Reel	1
2	C300099	Bedknife Holder- Front Reel	1
3	C300100	Reel Frame. Front. Reels No 3 & 7	2
	C300101	Reel Frame. Front. Reels No 2 & 6	2
	C300102	Reel Frame. Rear. Reel No. 4	1
	C300103	Reel Frame. Rear. Reel No. 5	1
	C300104	Reel Frame. Rear. Reel No. 8 & No. 10	2
	C300105	Reel Frame. Rear. Reel No. 9 & No. 11	2
	C300106	Reel Frame. Rear. Reel No. 1	1
4	C300095	Skid Shoe	2
5	F040712	Bolt 7/16 unc x 1 1/4 GR8	4
6	F310700	Lockwasher 7/16	6
7	F380700	Shim Washer 7/16 (Skid Shoe)	A/R
8	F380120	Washer (Special Nickel Plated)	2
9	F210700	Nut 7/16 unc	2
10	C200001	Bedknife Blade	1
11	F040716	Bolt 7/16 unc x 1 3/4 GR8	2
12	C100221	Pivot Bushing - Bedknife	2
13	F380700	Shim Washer 7/16 - Bedknife	2
14	C400001	Reel Cylinder - 5 Blade, (See Section 1, Page 6)	1
	C400002	Reel Cylinder - 6 Blade	1
	C400004	Reel Cylinder - 7 Blade	1
	C400008	Reel Cylinder - 9 Blade	1
15	C300001	Reel Bearing Holder, (See Section 1, Page 5)	2
16	C400003	Drive Sheave	1
17	F924410	Key	1
18	F221250	Jam Nut 3/4 unf	2
19	F371200	Lockwasher 3/4 External Tooth	2
20	C500100	Adjusting Handle - Rear Reel Adjusters	1
	C500101	Adjusting Handle - Front Reel Adjusters	1
21	C100211	Spring Arm	1
22	C100212	Spacer	2
23	KB12255	Seal	2
24	KB12257	Thrust Washer	4
25	KB12256	Thrust Bearing	2
26	C100210	Retainer - Adjuster Arm	1
27	F740810	Set Screw 1/2 unc x 1 Soc. Hd. Cone Pt.	2
28	F220800	Jam Nut 1/2 unc	2
29	F040504	Bolt 5/16 unc x 1/2 GR8	2
30	F370500	Lockwasher 5/16 External Tooth	2
31	KM11400	Grease Fitting	2
32	F220860	Jam Nut 1/2 - 20 L.H. Thread	2
33	C100207	Pivot Pin - Adjusting Arm	1
34	KB11618	Flanged Bushing	2
35	C100209	Washer - Pivot Pin	1
36	F040806	Bolt 1/2 unc x 3/4 GR8	1
37	F310800	Lockwasher 1/2	1

NOTE

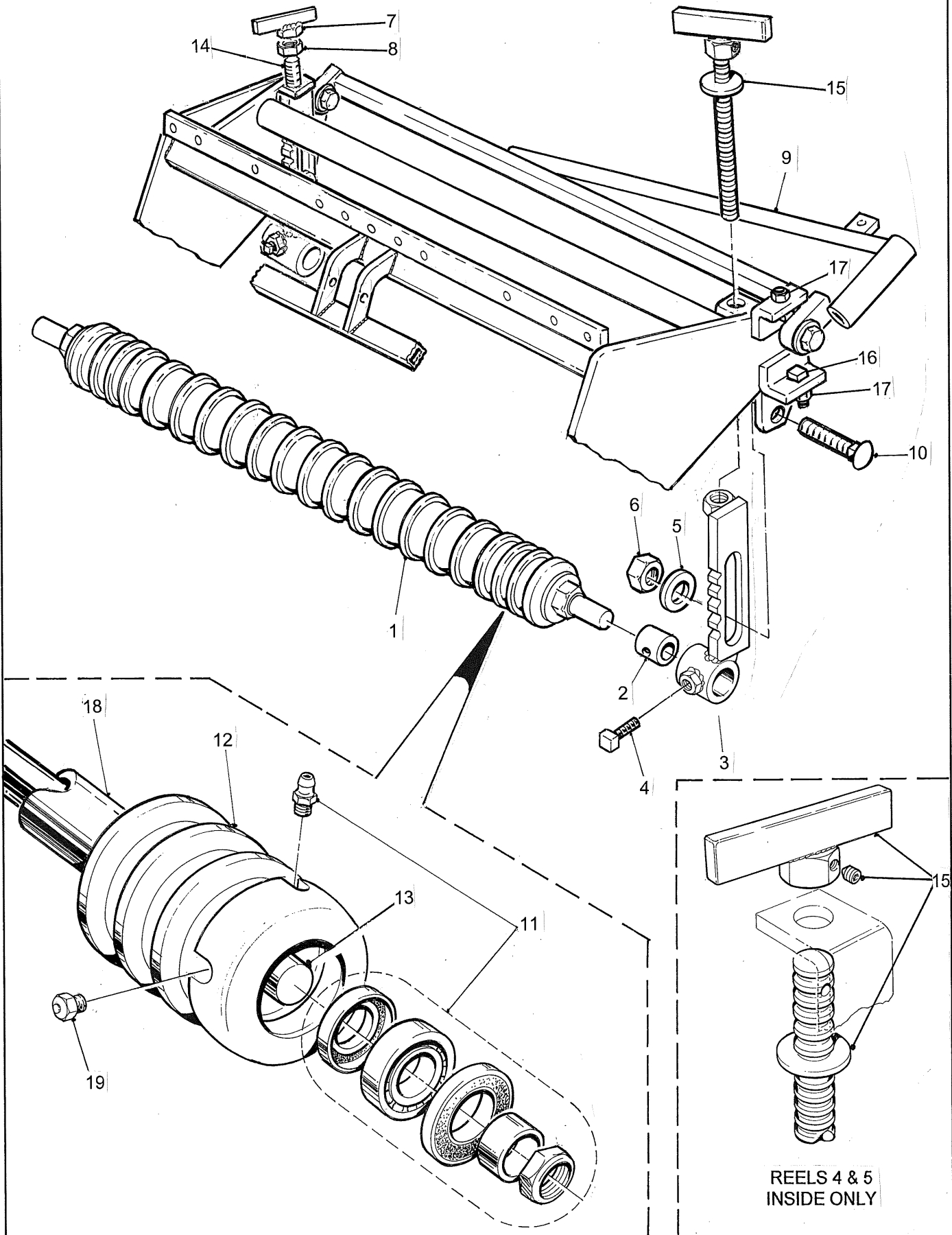
Items 20 to 32 are available as: Single
Point Adjust Assy. Front. C500098 Single
Point Adjust Assy. Rear. C500102



FAIRWAY MOWER REEL ASSEMBLY (TYPICAL)

ITEM NO.	PART NO.	DESCRIPTION	QTY
FAIRWAY MOWER REEL ASSEMBLY (TYPICAL)			
38	C500036	Reel Adjuster Assembly	2
39	C300008	Height Adjuster Bolt	1
40	C100010	Adjuster Nut	1
41	C100022	Lock Slug	1
42	F110612	Set Screw 3/8 unc x 1 1/4 SQ. HD. Cup Pt.	1
43	F231050	Nut 5/8 unc	2
44	F221050	Jam Nut 5/8 unc	2
45	F331000	Washer 5/8 S.A.E.	3
46	CS10001	Spring	1
47	F371200	Lockwasher 3/4 Ext. Tooth	1
48	F221250	Jam Nut 3/4 unc	1
49	C500002	Roller Height Adjuster L.H. (See Section 1, Page 9)	1
	C500003	Roller Height Adjuster R.H.	1
50	C500157	Roller Assembly (See Section 1, Page 9)	1
51	C300060	Floating Reel Pivot	1
52	F081022	Bolt 5/8 unf x 2 1/4 Gr.8	2
53	F321000	Washer 5/8	2
54	F231050	Jam Nut 5/8 unf	2
55	F120606	Bolt 3/8 unc x 5/8 Fl. Hd. Hex	9
56	C100157	Spacer 1/2in. LG.	1
57	KD62366	Belt	1
	KD62367	Belt - (Reels 4 & 5 on 7 & 9 Gang and Reels 4, 5, 8 & 9 on 11 Gang)	1
58	KD62165	Belt (Kevlar - option)	1
59	KB11013	Bushing	2
60	CM90002	Binder Release	1
61	C300032	Belt Release Collar/Chain Assembly	1
62	C100137	Spacer. Pulley Scraper	1
63	F110612	Bolt 3/8 unc x 1 1/4 Sq. Hd. Cup Pt.	2
64	F220600	Jam Nut 3/8 unc	2
65	C100248	Spacer. Tie Rod (Reel 4 only.)	1
66	F081224	Bolt 3/4 unf x 2 1/2 Gr.8 (Reel 4 only.)	1
67	F040612	Bolt 3/8 unc x 1 1/4 Gr.8	1
68	C100138	Pulley Scraper	1

FAIRWAY MOWER GROOVED ROLLER ASSEMBLY

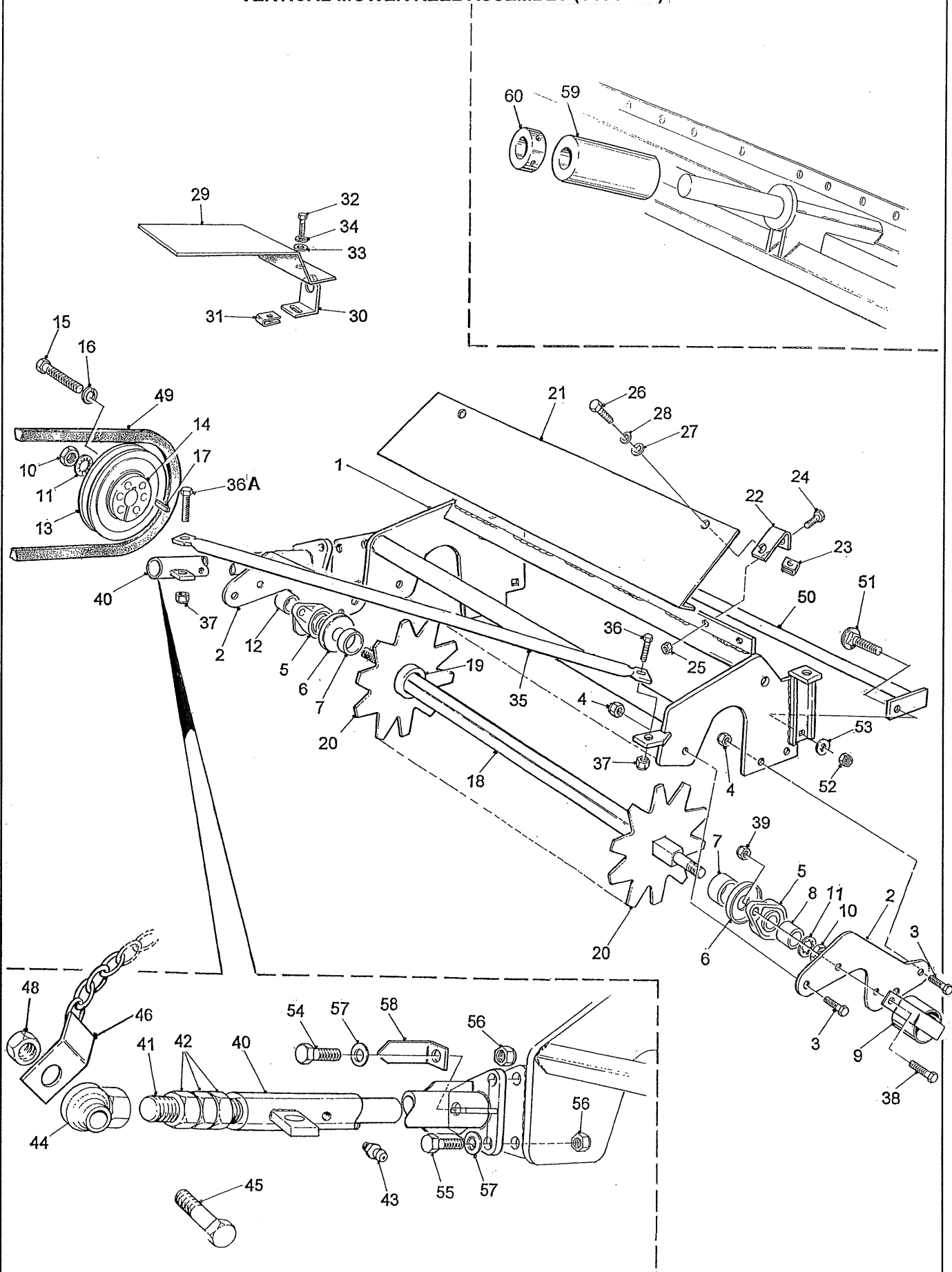


ITEM NO.	PART NO.	DESCRIPTION	QTY
FAIRWAY MOWER GROOVED ROLLER ASSEMBLY			
1	C500065	Grooved Roller Assembly	1
2	KX40021	Bushing. Shaft	2
3	C500002	Roller Height Adjuster L.H.	1
	C500003	Roller Height Adjuster R.H.	1
4	F110606	Set Screw 3/8 unc x 3/4 Sq. Hd. Cut Pt.	1
5	F320800	Washer 1/2	1
6	F210800	Nut 1/2 unc	1
7	C300006	Wing Nut Roller Height Adjuster	2
8	F250800	Roller Height Nut (Plated Coil) 1/2	2
9	C300060	Floating Reel Pivot	1
10	F020814	Bolt 1/2 unc x 1 1/2 Carriage (Height Adjuster)	1
11	KX40001	Repair Kit	2
12	KX40010	Bearing Holder	2
13	KX40022	Shaft	1
14	C300007	Adjuster Bolt - Roller Height	2
15	C500165	Roller Height Adjuster Assembly - Reel 4 & 5 (inside only)	1
16	F110612	Bolt 3/8 unc x 1 1/4 Sq. Hd. Cup Pt.	2
17	F220600	Jam Nut 3/8 unc	2
18	KX40011	Tube	1
19	KM11496	Relief Valve	2

SECTION 7 – VERTICAL MOWER

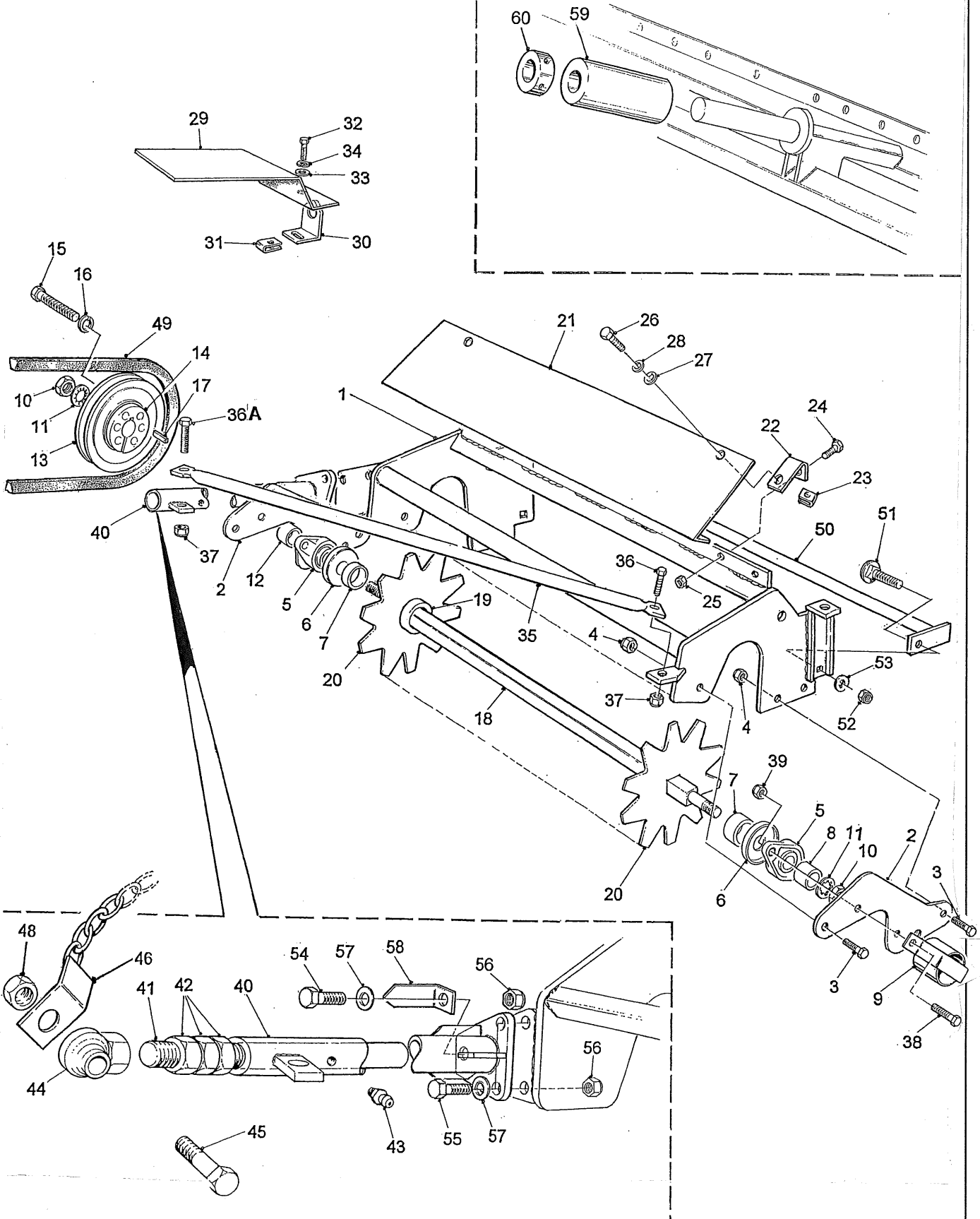
Vertical Mower Reel Assembly (Typical)	7-01
Vertical Mower Sheaves/Drive Belts & Idler/Tensioner	7-05
Vertical Mower Main Wheel Assy, Height Adjuster Wheel & Deflector Flap	7-07

VERTICAL MOWER REEL ASSEMBLY (TYPICAL)



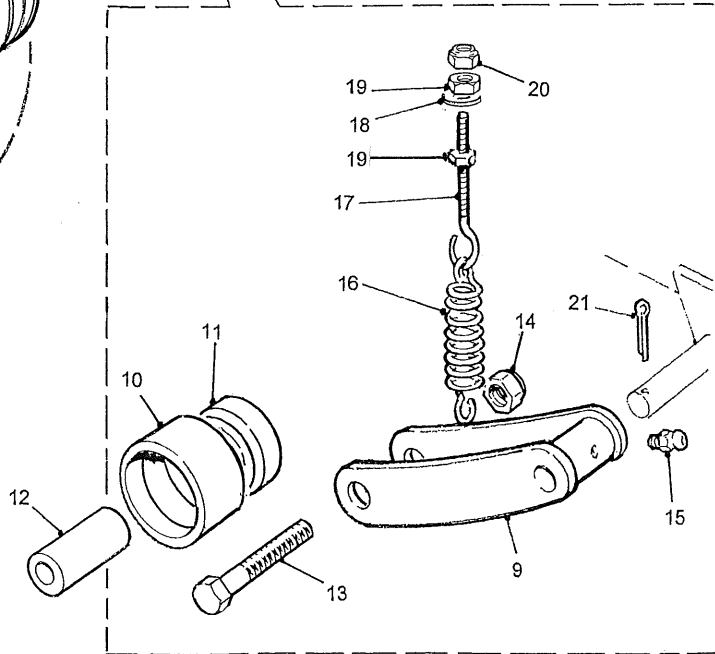
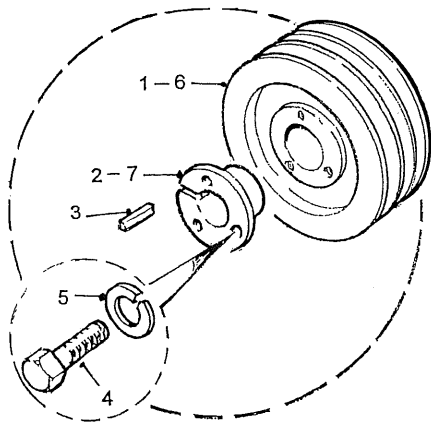
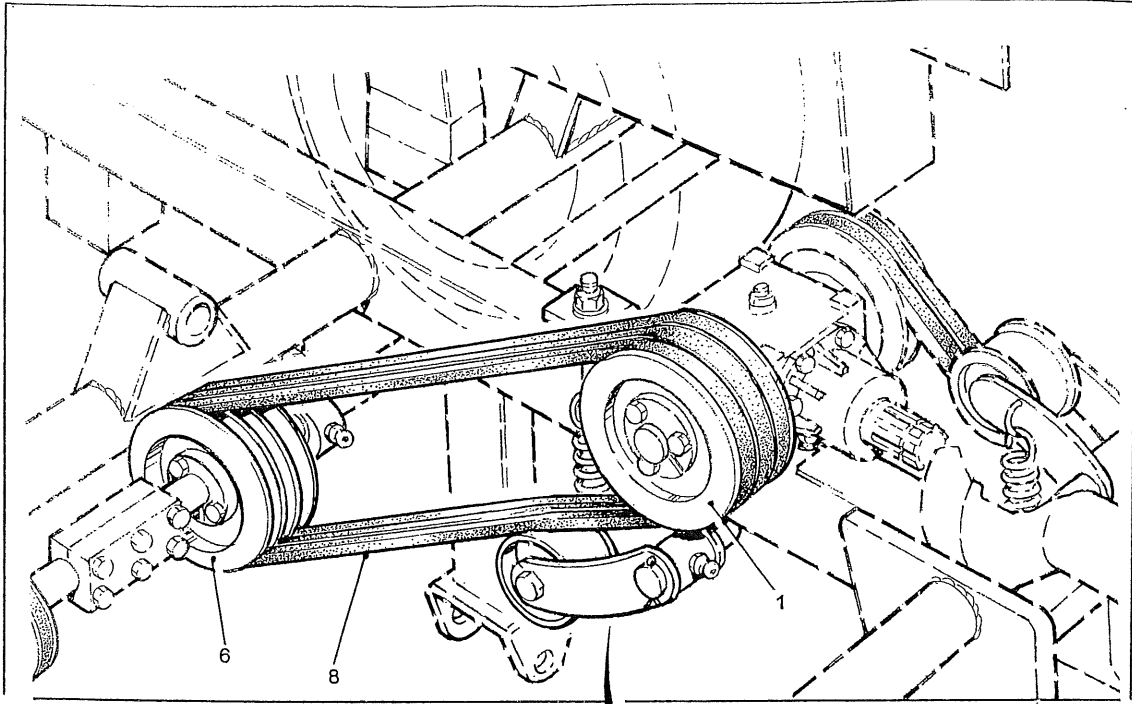
ITEM NO.	PART NO	DESCRIPTION	QTY
VERTICAL MOWER REEL ASSEMBLY (TYPICAL)			
1	C300076	Reel Frame - Reel 1 & 3	1
	C300077	Reel Frame - Reel 2	1
	C300078	Reel Frame - Reel 4	1
	C300079	Reel Frame - Reel 5	1
2	C100201	End Plate	2
3	F040712	Bolt 7/16 UNC x 1 1/2 GR. 8	6
4	F210700	Locknut 7/16 UNC.	6
5	KB10205	Ball Bearing Series UC2 (Set Screw Type) with Housing	2
6	C100118	Cap	2
7	C100120	End Spacer	2
8	C100143	Idler Spacer	1
9	C300018	Guard - Outer Reel Bearing	1
10	F221650	Jam Nut 1 UNF	2
11	F391600	Lock Washer - Int. Tooth 1 in.	2
12	C100142	Spacer - Drive Side	1
13	KD12066	Sheave	1
14	MD52010	Taper Lock Bushing (Includes items 15 & 16)	1
15	-----	Bolt 1/4 UNC x 1 1/4 GR8	3
16	-----	Lock Washer	3
17	F924418	Key	1
18	C100117	Reel Shaft	1
19	C100119	Blade Spacer	21
20	KM45100	Blade	22
21	C100056	Reel Guard (Reels 1,2 & 3)	3
	C100057	Reel Guard (Reel 4)	1
	C100058	Reel Guard (Reel 5)	1
22	C100052	Bracket	2
23	F240500	Clip Nut 5/16 UNC	2
24	F040510	Bolt 5/16 UNC x 1 GR8	2
25	F210500	Locknut 5/16 UNC	2
26	F040506	Bolt 5/16 UNC x 3/4 GR8	2
27	F320500	Washer 5/16	2
28	F310500	Lock Washer 5/16	2
29	C100121	Sheave Guard	1
30	C100122	Bracket	1
31	F240500	Clip Nut 5/16 UNC	1
32	F040506	Bolt 5/16 UNC x 3/4 GR8	1
33	F320500	Washer 5/16	1
34	F310500	Lock Washer 5/16	1
35	C100047	Strut	1
36	F040714	Bolt 7/16 UNC x 1 1/2 GR. 8	2
36A	F040710	Bolt 7/16 UNC x 1 GR8	1
37	F210700	Locknut 7/16 UNC.	1
38	F040604	Bolt 3/8 UNC x 1/2	4
39	F230600	Locknut 3/8 UNC	4
40	C300016	Telescopic Arm	1
41	C100116	Shaft - Telescopic Arm	1
42	F221600	Jam Nut 1 UNC.	3
43	KM11400	Grease Fitting	1

VERTICAL MOWER REEL ASSEMBLY (TYPICAL)



ITEM NO.	PART NO	DESCRIPTION	QTY
VERTICAL MOWER REEL ASSEMBLY (TYPICAL)			
44	C300046	Pivot Nut	1
45	F041250	Bolt 3/4 UNC. X 5 GR8	1
46	C300020	Safety Chain	1
47	-----	-----	--
48	F2112000	Locknut 3/4 UNC	1
49	KD62268	Drive Belt	1
50	C300043	Rear Toe Guard (Reels 3, 4 & 5 only)	1
51	F020820	Carriage Bolt 1/2 UNC. X 2	2
52	F210800	Locknut 1/2 UNC	1
53	F320800	Washer 1/2	2
54	F040716	Bolt 7/16 Unc x 1 3/4 GR8	1
55	F040714	Bolt 7/16 UNC x 1 1/2 GR8	2
56	F210700	Locknut 7/16 UNC	3
57	F380120	Washer (Special)	3
58	C100249	Sheave Scraper	1
59	C100053	Snubber Roller (Reels 4 & 5 Only)	1
60	C100069	Lock Collar (Reels 4 & 5 Only)	1

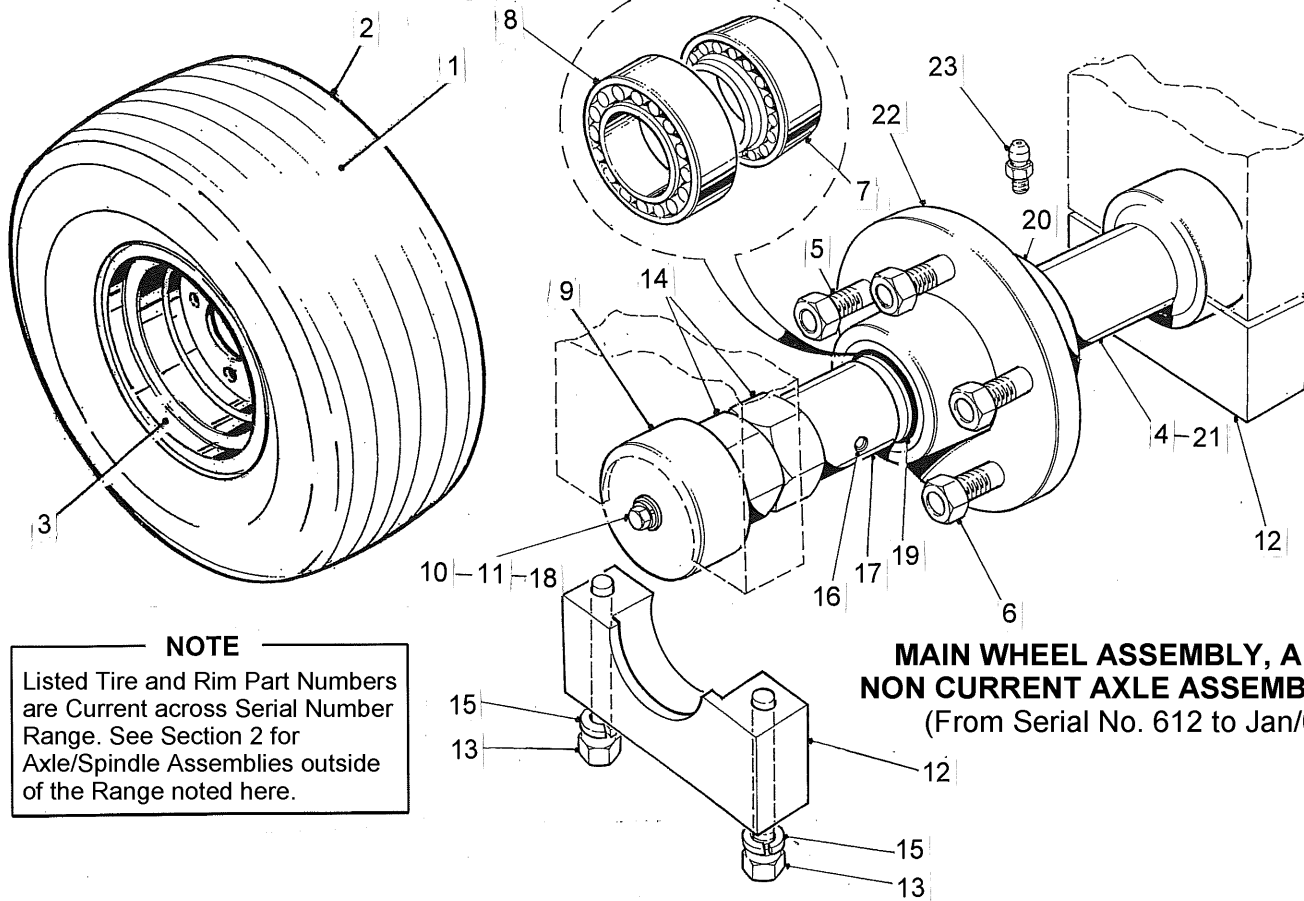
VERTICAL MOWER SHEAVES/DRIVE BELTS & IDLER/TENSIONER



ITEM NO.	PART NO	DESCRIPTION	QTY
VERTICAL MOWER SHEAVES/DRIVE BELTS & IDLER/TENSIONER			
1	KD32070	Sheave - 3 Groove (Gearbox)	1
2	MD53011	Taper Lock Bushing (Includes items 4 & 5)	1
3	F924416	Key	1
4	-----	Bolt 1/4 UNC x 1 1/4 GR8	6
5	-----	Lockwasher 1/4	6
6	KD32066	Sheave - 3 Groove (Jackshaft)	1
7	MD52010	Taper Lock Bushing (Includes items 4 & 5)	1
8	KD62364	Drive Belt - Front. Standard	3
	KD62381	Drive Belt - Rear. Standard	3
9	M300082	Idler Bracket	1
10	M100254	Idler Pulley	1
11	KB20510	Bearing	1
12	M100255	Idler Spacer Bushing	1
13	F040836	Bolt 1/2 UNC x 3 3/4 GR8	1
14	F210800	Locknut 1/2 UNC	1
15	KM11400	Grease Fitting	1
16	MS20001	Spring	1
17	F050550	Eyebolt 5/16 UNC x 5	1
18	F320500	Washer 5/16	1
19	F230500	Nut 5/16 UNC	2
20	F210500	Locknut 5/16 UNC	1
21	F910514	Cotter Pin 5/32 x 1 1/2	1

NOTE

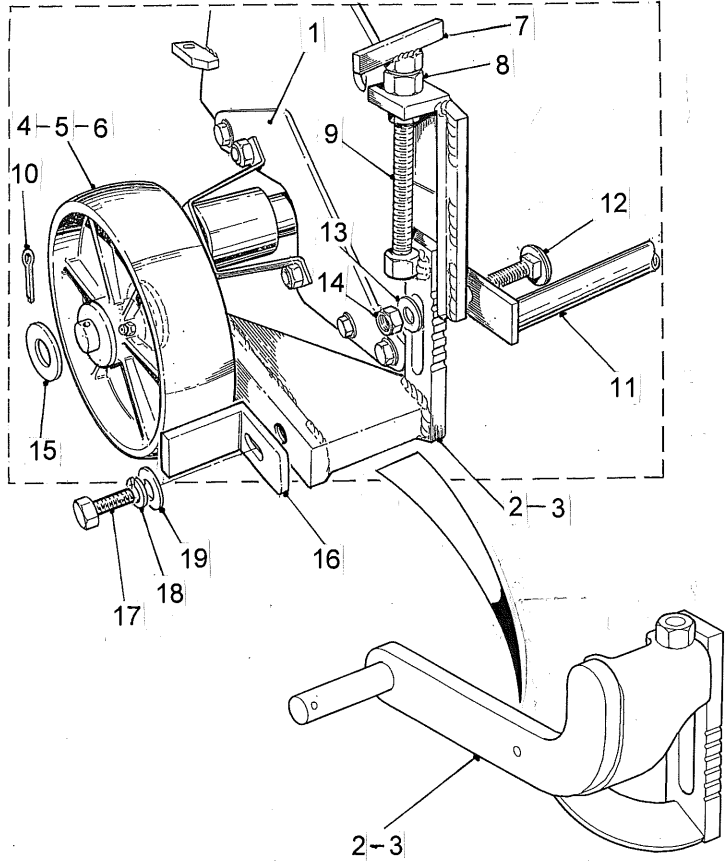
Items 10, 11 & 12 are also available as assembly M500056.



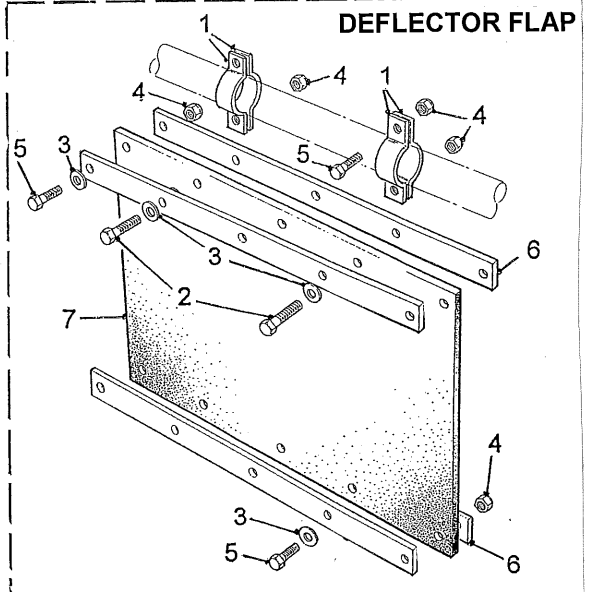
NOTE
 Listed Tire and Rim Part Numbers are Current across Serial Number Range. See Section 2 for Axle/Spindle Assemblies outside of the Range noted here.

**MAIN WHEEL ASSEMBLY, AND
 NON CURRENT AXLE ASSEMBLY**
 (From Serial No. 612 to Jan/07)

HEIGHT ADJUSTER WHEEL



DEFLECTOR FLAP

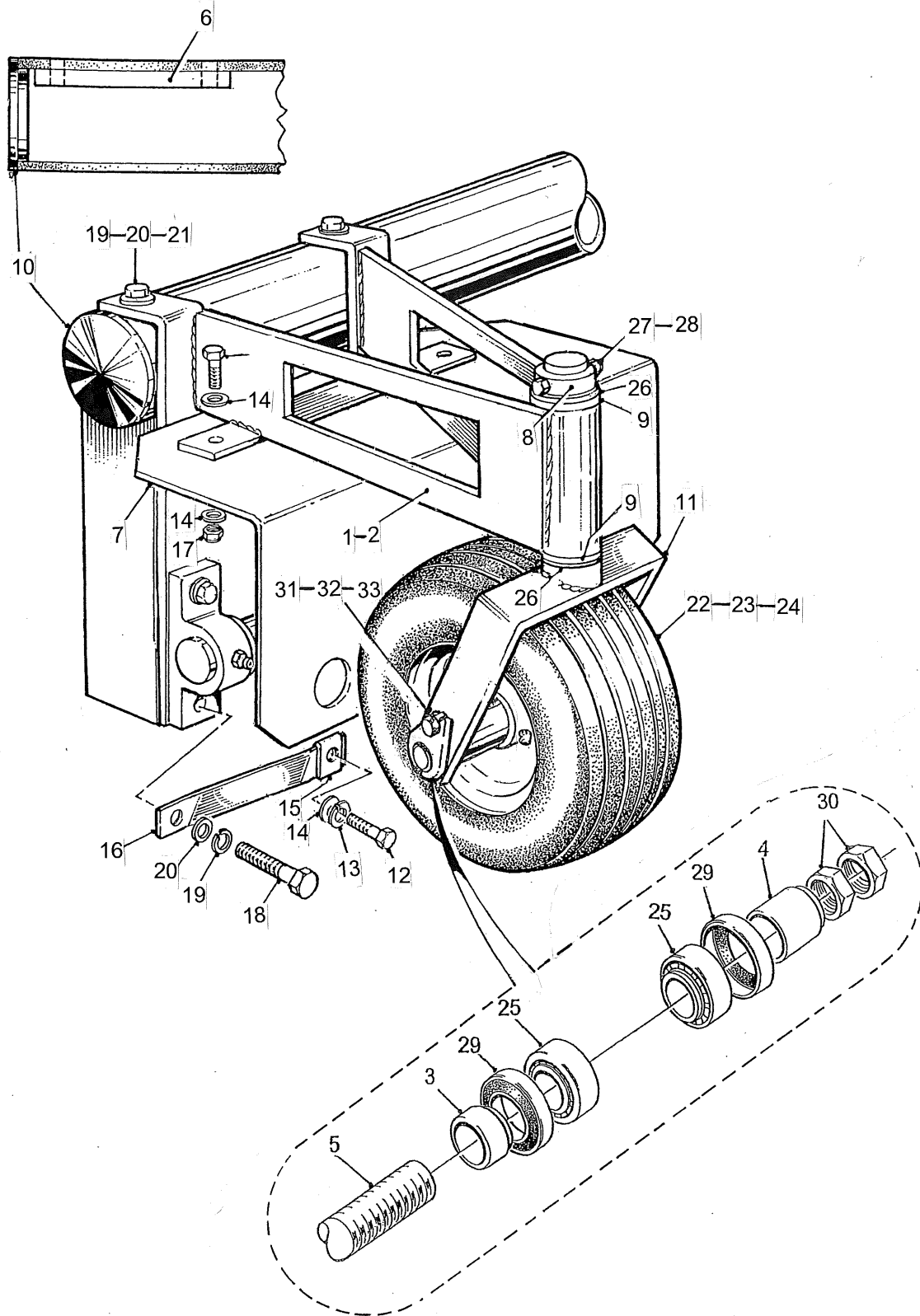


ITEM NO.	PART NO	DESCRIPTION	QTY
MAIN WHEEL ASSEMBLY, AND NON CURRENT AXLE ASSEMBLY from Serial No. 612 to Jan/07			
1	MW50006	Wheel /Tire Assy	1
2	MW52006	Tire	1
3	MW51001	Rim	1
4	M500061	Main Axle Assembly	1
5	F060116	Stud 1/2 UNF	5
6	F260800	Wheel Nut 1/2 UNF (Torque to 90 ft. lb)	5
7	KB23021	Tapered Bearing. Small	1
8	KB23020	Tapered Bearing. Large	1
9	M100316	End Cup	1
10	F310400	Lockwasher 1/4	1
11	F320400	Flatwasher 1/4	1
12	M100187	Bearing Block - Lower	2
13	F041034	Bolt 5/8 UNC x 3 GR8 (Torque to 76 in. lb)	2
14	M100310	Nut - Main Wheel Axle	2
15	F311000	Lockwasher 5/8	2
16	F140403	Set Screw - 1/4in unc cup point 20	2
17	M100309	Spacer. Main Wheel Axle	1
18	F010406	Bolt 1/4in unc x 3/4 in GR8 LG.	2
19	KB90009	Shaft Seal Large	1
20	KB90010	Shaft Seal Small	1
21	M100367	Shaft	1
22	M500078	Hub. Main Wheel	1
23	KM11400	Grease Fitting	1
HEIGHT ADJUSTER WHEEL			
1	C100201	End Plate	REF
2	C300042	Wheel Height Adjuster. R.H. - Non Current up to Serial No. 56	1
	C300125	Wheel Height Adjuster. R.H. - Current from Serial No. 57	1
3	C300041	Wheel Height Adjuster. L.H. - Non Current up to Serial No. 56	1
	C300124	Wheel Height Adjuster. L.H. - Current from Serial No. 57	1
4	KW88200	Wheel Assy. c/w Bushing	1
5	KW88100	Wheel	1
6	KB88100	Bushing	1
7	C300006	Height Adjuster Wing Nut	1
8	F250800	Roller Height Nut (Plated Coil)	1
9	C300007	Adjuster Bolt (Plated Coil)	1
10	F910320	Cotter Pin 3/32 x 2	1
11	C300043	Rear Toe Guard (Reels 3,4 & 5 only)	1
12	F020820	Carriage Bolt 1/2 unc x 2	2
13	F320800	Washer 1/2	2
14	F210800	Locknut 1/2 unc	2
15	F331200	Washer 3/4 sae	1
16	C100140	Wheel Scraper	1
17	F040412	Bolt 1/4 unc x 1 Gr.8	1
18	F320400	Washer 1/4	1
19	F210400	Locknut 1/4 unc	1
DEFLECTOR FLAP			
1	M100284	Hanger Bracket (Deflector Flap)	4
2	F040516	Bolt 5/16 UNC x 1 3/4 GR8	4
3	F320500	Washer 5/16	10
4	F210500	Locknut 5/16 UNC	12
5	F040512	Bolt 5/16 UNC x UNC 1 1/4 GR8	10
6	M100282	Stiffener Bar	4
7	M100283	Rubber Deflector Flap	1

SECTION 8 – OPTIONS

Castor Wheel, 11 Gang Wingframe (Option)	8-01
Brush Kit (Option)	8-03
Reel Drive Guards – 5, 7, 9 & 11 Gang (Special Order)	8-05
Single Point Adjustment Reel Assembly (Option)	8-07
Slow Moving Vehicle Emblem (Option)	8-11

CASTOR WHEEL ASSEMBLY 11 GANG WINGFRAME (OPTION)

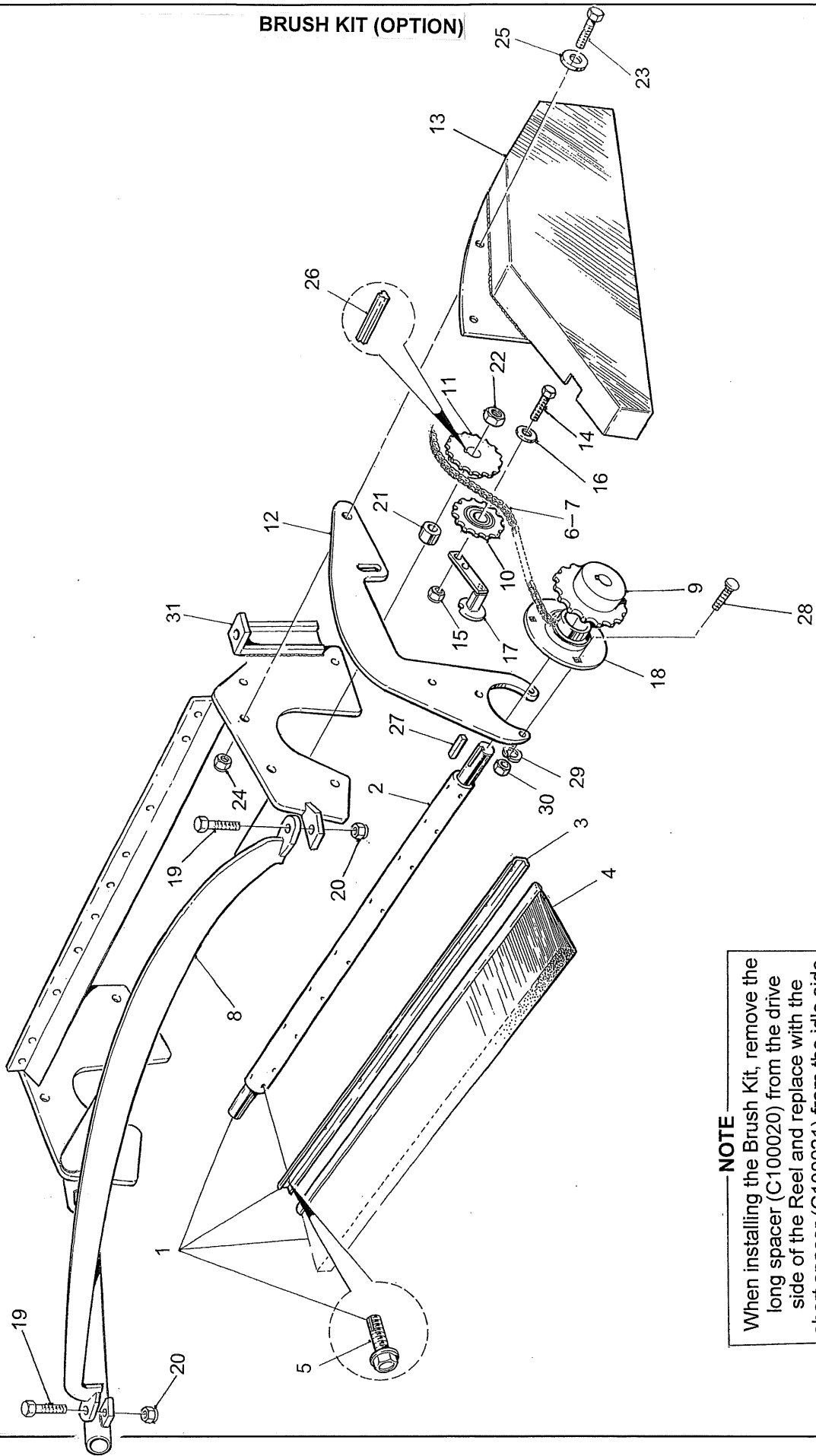


ITEM NO.	PART NO.	DESCRIPTION	QTY
CASTOR WHEEL ASSEMBLY 11 GANG WING FRAME (OPTION)			
1	M300087	Castor Mounting Weldt. LH	1
2	M300088	Castor Mounting Weldt. RH	1
3	M100298	Axle Spacer - Short	1
4	M100297	Axle Spacer - Long	1
5	M300094	Axle Shaft	1
6	M100267	Nut Bar	1
7	M100271	Guard	1
8	M100272	Retaining Collar. Spindle	1
9	KB11814	Flanged Bushing	2
10	KM99030	End Cap	2
11	M300095	Spindle	1
12	F040506	Bolt 5/16 unc x 3/8 GR8	2
13	F310500	Lockwasher 5/16	2
14	F320500	Washer 5/16	5
15	F240500	Clipnut 5/16 unc	1
16	M100235	Mounting Bracket. Guard	1
17	F210500	Nut 5/16 unc	2
18	F040720	Bolt 7/16 unc x 2 GR8	4
19	F310700	Lockwasher 7/16	8
20	F320700	Flatwasher 7/16	8
21	F0F0714	Bolt 7/16 unc x 1 1/2 GR8	4
22	MW50008	Wheel Assembly	1
23	MW51008	Wheel Rim	1
24	MW52008	Tire	1
25	MW10002	Bearing Cone	2
	KB23006	Bearing Cup	2
26	M100273	Spacer	2
27	F040522	Bolt 5/16 unc x 2 1/4 GR8	1
28	F210500	Nut 5/16 unc	1
29	KB90008	Axle Seal	2
30	F221450	Jam Nut 7/8 unc	2
31	F010512	Bolt 5/16 unc x 1 1/4 LG	1
32	F310500	Washer 5/16	1
33	F230500	Nut 5/16 unc	1

NOTE

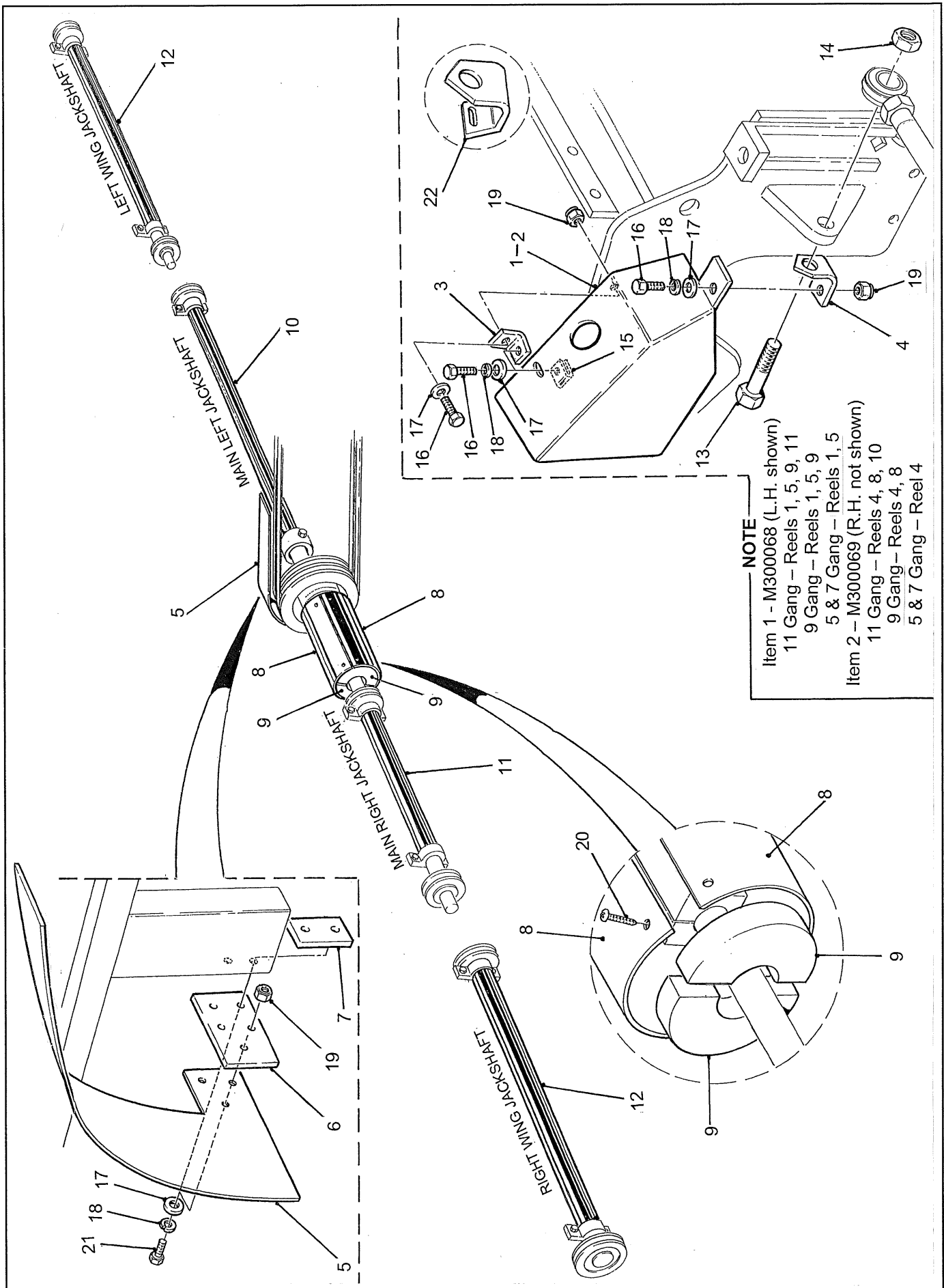
Items 25 & 29 are available
as Castor Wheel Service Kit
- MW90002.

BRUSH KIT (OPTION)

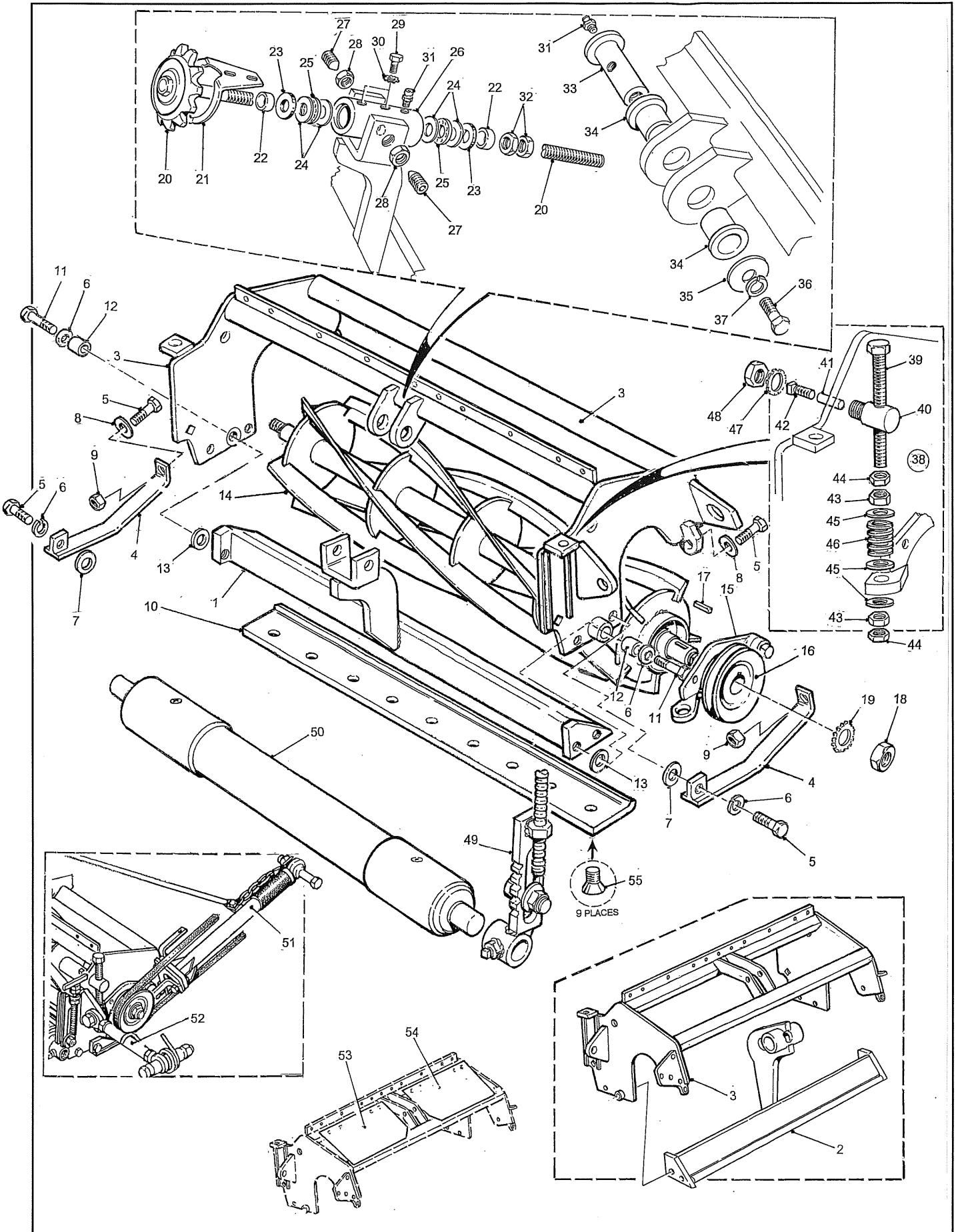


NOTE
When installing the Brush Kit, remove the long spacer (C100020) from the drive side of the Reel and replace with the short spacer (C100021) from the idle side.

ITEM NO.	PART NO.	DESCRIPTION	QTY
BRUSH KIT (OPTION)			
	C500057	Brush Kit Assembly LH/RH	1
1	C500056	Brush Shaft Assembly	1
2	C300022	Brush Shaft	1
3	C100078	Brush Holder Bar	6
4	C100131	Brush	6
5	F190404	Screw 1/4 unc x 1/2 HX	48
6	C100087	#40 Chain. Brush Drive	2 1/2 feet per reel A/R
7	KD71000	#40 Chain Connector Links. Brush Drive	A/R
8	C300023	Tie Rod	1
9	KD72507	Sprocket (Brush)	1
10	KD71705	Sprocket (Idler)	1
11	KD71607	Sprocket (Drive)	1
12	C100070	Holder	2
13	C300035	Drive Guard. LH.	1
	C300036	Drive Guard. RH.	1
14	F040512	Bolt 5/16 unc x 1 1/4 Gr.8	1
15	F210500	Locknut 5/16	1
16	F320500	Flatwasher 5/16	1
17	C100086	Tensioner	1
18	KB32014	Flanged Bearing	1
19	F040714	Bolt 7/16 unc x 1 1/2 Gr.8	ref
20	F210700	Locknut 7/16	ref
21	C100021	Spacer - Short	ref
22	F221250	Jam Nut 3/4 unf	ref
23	F040714	Bolt 7/16 unc x 1 1/2 Gr.8	2
24	F210500	Locknut 7/16	2
25	F320700	Flatwasher 7/16	2
26	C100088	Step Key 3/16 x 1/4 x 13/16 Lg.	1
27	F924416	Key 1/4 x 1/4 x 1 3/4	1
28	F020506	Carriage Bolt 5/16 unc x 3/4	3
29	F310500	Lockwasher 5/16	3
30	F230500	Nut 5/16	3
31	C300010	Reel Frame (No. 1, 3 & 7)	3
	C300011	Reel Frame (No. 2 & 6)	2
	C300012	Reel Frame (No. 4)	1
	C300013	Reel Frame (No. 5)	1
	C300014	Reel Frame (No. 8 & 10)	2
	C300015	Reel Frame (No. 9 & 11)	2



ITEM NO.	PART NO.	DESCRIPTION	QTY
REEL DRIVE GUARDS 5, 7, 9, 11 GANG (special order)			
1	M300068	Guard. Reel Pulley. 11 Gang LH (Reel No. 1, 5, 9, 11)	4
		Guard. Reel Pulley. 9 Gang LH (Reel No. 1, 5, 9)	3
		Guard. Reel Pulley. 5 & 7 Gang LH (Reel No. 1, 5)	2
	M300153	Guard. Reel Pulley. 11 Gang LH (Reel No. 1, 5, 9, 11) - 10 in. Reel	4
		Guard. Reel Pulley. 9 Gang LH (Reel No. 1, 5, 9) - 10 in. Reel	3
		Guard. Reel Pulley. 5 & 7 Gang LH (Reel No. 1, 5) - 10 in. Reel	2
2	M300069	Guard. Reel Pulley. 11 Gang RH (Reel No. 4, 8, 10) (not shown)	3
		Guard. Reel Pulley. 9 Gang RH (Reel No. 4, 8) (not shown)	2
		Guard. Reel Pulley. 5 & 7 Gang RH (Reel No. 4) (not shown)	1
2	M300154	Guard. Reel Pulley. 11 Gang RH (Reel No. 4, 8, 10) - 10 inch Reel	3
		Guard. Reel Pulley. 9 Gang RH (Reel No. 4, 8) - 10 in. Reel	2
		Guard. Reel Pulley. 5 & 7 Gang RH (Reel No. 4) - 10 in. Reel	1
3	M100231	Mounting Bracket. Reel Pulley Guard. Front	7
4	M100229	Mounting Bracket. Reel Pulley Guard. Rear LH.	3
	M100230	Mounting Bracket. Reel Pulley Guard. Rear RH.	4
5	M100243	Guard. Rear Jackshaft Drive Belt	1
6	M100244	Mounting Bracket. Rear Jackshaft Drive Belt Guard	1
7	M100245	Nut Bar. Belt Guard. Mounting Bracket	1
8	M100179	Coupler. Half Tube	2
9	M100180	Coupler. Half Ring	4
10	M100181	Tube. Main Left	1
11	M100182	Tube. Main Right	1
12	M100183	Wing Tube	2
13	F071220	Bolt 3/4 unf x 2	1
14	F231250	Jam Nut 3/4 unf	1
15	F240500	Clip Nut 5/16 unc	7
16	F040506	Bolt 5/16 unc x 3/4 Gr.8	16
17	F320500	Flatwasher 5/16 unc	43
18	F310500	Lockwasher 5/16 unc	2
19	F210500	Locknut 5/16 unc	17
20	F750210	Screw #10 unc x 1 Pan Hd.	8
21	F040510	Bolt 5/16 unc x 1 Gr.8	3
22	M100287	Mounting Bracket. Reel Pulley Guard. LH 10in.	4
	M100288	Mounting Bracket. Reel Pulley Guard. RH 10in.	3

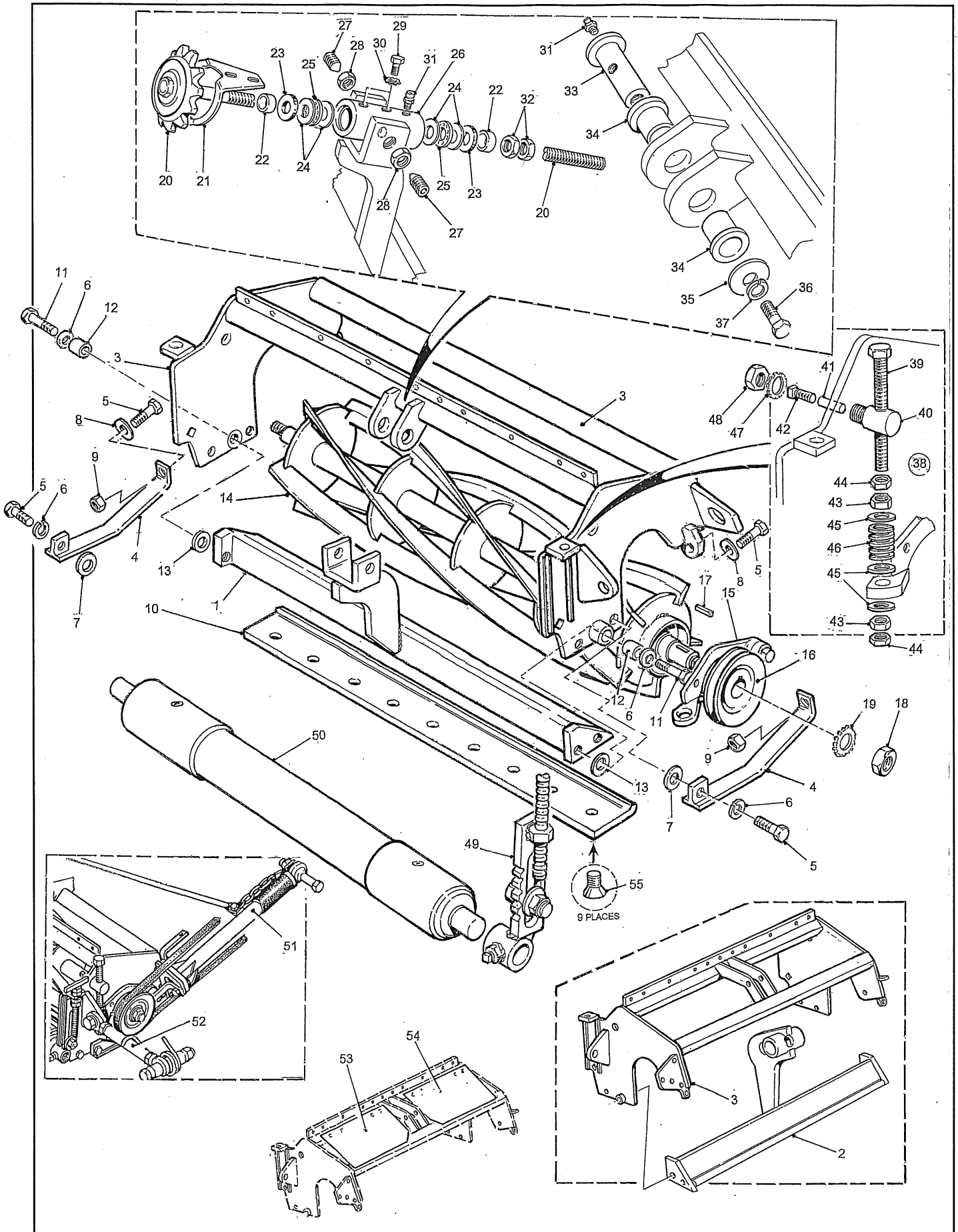


SINGLE POINT ADJUSTMENT REEL ASSEMBLY (OPTION)

ITEM NO.	PART NO.	DESCRIPTION	QTY
SINGLE POINT ADJUST REELS. (OPTION)			
1	C300087	Bedknife Holder. Rear Reel	1
	C300123	Bedknife Holder - 10 in. Option. Rear Reel	1
2	C300099	Bedknife Holder. Front Reel	1
	C300122	Bedknife Holder - 10 in. Option. Front Reel	1
3	C300088	Reel Frame. Front. Reels No 3 & 7	2
	C300089	Reel Frame. Front. Reels No 2 & 6	2
	C300090	Reel Frame. Rear Reel No. 4	1
	C300091	Reel Frame. Rear Reel No. 5	1
	C300092	Reel Frame. Rear Reels No. 8 & 10	2
	C300093	Reel Frame. Rear Reels No. 9 & 11	2
	C300094	Reel Frame. Rear Reel No. 1	1
4	C300095	Skid Shoe	2
5	F040710	Bolt 7/16 UNC x 1 GR8	4
6	F320700	Flatwasher 7/16	6
7	F380700	Shim Washer 7/16 (Skid Shoe)	A/R
8	F380120	Washer (Special Nickle Plated)	2
9	F210700	Locknut 7/16	2
10	C200001	Bedknife Blade	1
11	C100208	Pivot Bolt - Bedknife	2
12	C100221	Pivot Bushing - Bedknife	2
13	F380700	Shim Washer 7/16 - Bedknife	2
14	C400001	Reel Cylinder - 5 Blade. (See Page 6. Section 1)	1
	C400002	Reel Cylinder - 6 Blade	1
	C400004	Reel Cylinder - 7 Blade	1
	C400008	Reel Cylinder - 9 Blade. Option	1
15	C300001	Reel Bearing Holder. (See Page 5. Section 1)	2
16	C400003	Drive Sheave	1
17	F924410	Key	1
18	F221250	Jam Nut 3/4 UNF.	2
19	F371200	Lockwasher 3/4. Ext. Tooth.	2
20	C500100	Adjusting Handle - Rear Reel Adjusters	1
	C500101	Adjusting Handle - Front Reel Adjusters	1
21	C100211	Spring Arm	1
22	C100212	Spacer	2
23	KB12255	Seal	2
24	KB12257	Thrust Washer	4
25	KB12256	Thrust Bearing	2
26	C100210	Retainer - Adjusting Arm	1
27	F740810	Set Screw 1/2 UNC x 1 Soc. Hd. Cone Pt.	2
28	F220800	Jam Nut 1/2 UNC	2
29	F040504	Bolt 5/16 UNC x 1/2 GR8	2
30	F370500	Lockwasher 5/16 (Ext. Tooth)	2
31	KM11400	Grease Fitting	2
32	F220860	Jam Nut 1/2 - 20 L.H. Thread	2

NOTE

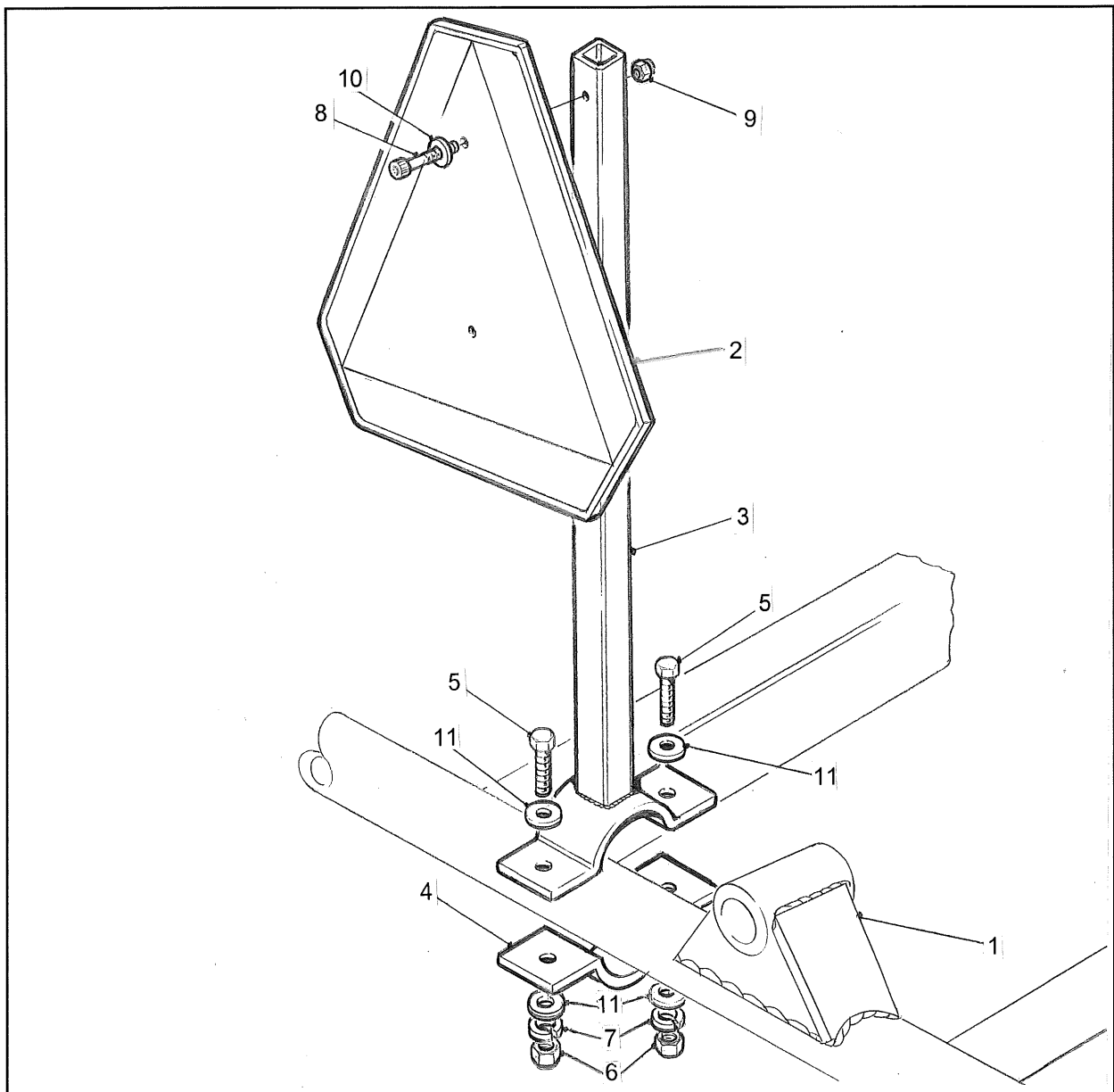
Items 20 to 32 are available as:
Single Point Adjust Assy. Rear. C500098
Single Point Adjust Assy. Front. C500102



SINGLE POINT ADJUSTMENT REEL ASSEMBLY (OPTION)

ITEM NO.	PART NO.	DESCRIPTION	QTY
SINGLE POINT ADJUST REELS. (OPTION)			
33	C100207	Pivot Pin - Adjusting Arm	1
34	KB11618	Flanged Bushing	2
35	C100209	Washer - Pivot Pin	1
36	F040806	Bolt 1/2 UNC x 3/4 GR8	1
37	F310800	Lockwasher 1/2	1
38	C500036	Reel Adjuster Assy	2
39	C300008	Height Adjuster Bolt	1
40	C100010	Adjuster Nut	1
41	C100022	Lock Slug	1
42	F110612	Set Screw 3/8 UNC x 1 1/4 SQ. HD. Cup Pt.	1
43	F231050	Nut 5/8 UNF	2
44	F221050	Jam Nut 5/8 UNF	2
45	F331000	Washer 5/8 SAE	3
46	CS10001	Spring	1
47	F371200	Lockwasher. 3/4 Ext. Tooth	1
48	F221250	Jam Nut 3/4 UNF.	1
49	C500002	Roller Height Adjuster. L.H. (See Page 7. Section 1)	1
	C500003	Roller Height Adjuster R.H.	1
50	C500157	Roller Assy. (See Page 7. Section 1)	1
51	C500047	Telescope Arm Assy (See Page 1. Section 1)	1
52	C500007	Tie Rod Assy. (See Page 9. Section 1)	1
53	C100222	Reel Guard. Front Reels. L.H.	1
54	C100223	Reel Guard. Front Reels. R.H.	1
55	F120605	Bolt 3/8 UNC x 5/8 Fl. Hd. Hex	9
<p>NOTE</p> <p>For common Reel Parts: Reel Cylinders; Reel Bearing Holder; Roller Height Adjuster; Roller Assembly & Tie Rod Assembly refers to Pages 1 to 9 in Section 1 of the manual</p>			

ITEM NO.	PART NO.	DESCRIPTION	QTY
SLOW MOVING VEHICLE EMBLEM (OPTION)			
1	Ref.	Mower Main Frame	1
2	KM99060	Slow Moving Vehicle Emblem	1
3	M300112	Bracket. Slow Moving Vehicle Emblem	1
4	H101136	Clamp	1
5	F040614	Bolt 3/8 unc x 1 1/2 Gr.8	2
6	F230600	Nut 3/8 unc	2
7	F310600	Lockwasher 3/8	2
8	F180216	Bolt #10 unc x 1 3/4 Soc. Hd.	2
9	F210200	Locknut #10 unc	2
10	F320200	Washer #10	2
11	F330608	Washer 3/8 Gr.8	2



SLOW MOVING VEHICLE EMBLEM (OPTION)

APPENDIX

Bondioli & Pavesi P.T.O. Shafts Distributor Parts / Service
Backlapper Assembly

9-01

9-03

BONDIOLI & PAVESI PTO SHAFTS

For parts service contact the Bondioli & Pavesi distributor in your area.

CANADA

ALBERTA

Pat's Driveline Specialty
Edmonton
780-452-2344

MANITOBA

Buffalo Industries
Winnipeg
204-942-1951

All Agro Parts
Winnipeg
204-783-3502

NEW BRUNSWICK

Maritime Farm Supply
Moncton
506-857-3134

ONTARIO

Canadian Farm Supply
Thamesford
519-285-3012

QUEBEC

Morneau & Thibodeau
Saint-Romuald
418-839-4127

SASKATCHEWAN

Nutana Machine
Saskatoon
306-242-3822

All Agro Parts
Saskatoon
306-244-5569

USA

ARKANSAS

Royal Brass & Hose
Little Rock
501-562-5054

Whites
Stuttgard
501-673-7258

CALIFORNIA

Driveline Service-Fresno
Fresno
559-266-1673

FLORIDA

Desoto Automotive
Arcadia
941-494-3920

Driveline Specialists
Ft Lauderdale
954-463-7711

Rowland Powertrain
Jacksonville
904-354-5691

Orlando Powertrain
Orlando
407-291-1441

Tampa Powertrain
Tampa
813-623-6713

Driveshaft Specialist
Sarasota
941-355-8836

Driveshaft Specialist
Tampa
813-626-6197

GEORGIA

Lovette & Tharpe
Dublin
912-272-5000

IDAHO

Six States Distributors
Boise
208-377-9393

Six States Distributors
Twin Falls
208-734-2855

ILLINOIS

Royal Brass & Hose
Benton
618-439-6341

General Truck Parts
Chicago
773-247-6900

INDIANA

Joint & Clutch Service
Indianapolis
317-634-2428

IOWA

Certified Power Train
Des Moines
515-265-9901

Inland Truck Parts
Des Moines
515-265-9901

Inland Truck Parts
Sioux City
712-255-0174

KANSAS

Diesel Specialties
Garden City
316-275-4347

Inland Truck Parts
Lenexa
913-492-7559

Precision Built Parts
Olathe
785-780-4850

Inland Truck Parts
Overland Park
785-345-9664
Inland Truck Parts
Salina
785-825-9555

Precision Built Parts
Topeka
785-235-5041

Inland Truck Parts
Wichita
316-945-0255

KENTUCKY

Royal Brass & Hose
Madisonville
502-821-8150

LOUISIANA

Talbot Welding
Labadieville
504-526-4252

Driveline of Baton Rouge
Baton Rouge
225-356-3800

MICHIGAN

The F C Mason Co
St Johns
517-224-3291

MINNESOTA

Inland Truck Parts
Eagan
651-454-1100

MISSOURI

Inland Truck Parts
Kansas City
816-471-3154

Precision Built Parts
Kansas City
816-471-1552

Best Bilt Part
Springfield
417-869-0703

Moore Equipment Co
Chillicothe
660-646-5493

MONTANA

Inland Truck Parts
Billings
406-248-7349

Cont...

NEBRASKA

Inland Truck Parts
Lincoln
402-464-9393

Inland Truck Parts
North Platte
308-532-4188

Inland Truck Parts
Omaha
402-331-1222

NEW HAMPSHIRE

RN Johnson
Walpole
603-756-3321

NEW YORK

Universal Joint Sales
Cheektowaga
716-895-1111

Universal Joint Sales
Rochester
716-464-8584

Universal Joint Sales
Syracuse
315-475-6779

NORTH CAROLINA

Joint & Clutch Service
Charlotte
704-334-6883

NORTH DAKOTA

Grand Forks Welding
Grand Forks
701-772-4866

OHIO

Heavy Duty Parts
Cincinnati
513-874-3680

OKLAHOMA

Inland Truck Parts
Tulsa
918-663-7430

OREGON

Driveline Service-Portland
Portland
503-289-2264

PENNSYLVANIA

Paul B Zimmerman Inc
Lititz
717-738-7350

SOUTH CAROLINA

Cline Mobile Products
Greenville
864-271-0404

TENNESSEE

Royal Brass & Hose
Knoxville
423-558-0224

Riverside Tractor Parts
Memphis
901-948-5534

TEXAS

Inland Truck Parts
Dallas
214-638-6371

Whites
Houston
713-928-2632

A&M Farm & Tractor
Supply
McAllen
956-630-1985

Driveline Express
Lubbock
806-762-5896

UTAH

Six States Distributors
Ogden
801-627-1024

Six States Distributors
Orem
801-224-1155

Six States Distributors
Salt Lake City
801-488-4666

Six States Distributors
St George
801-673-9620

VIRGINIA

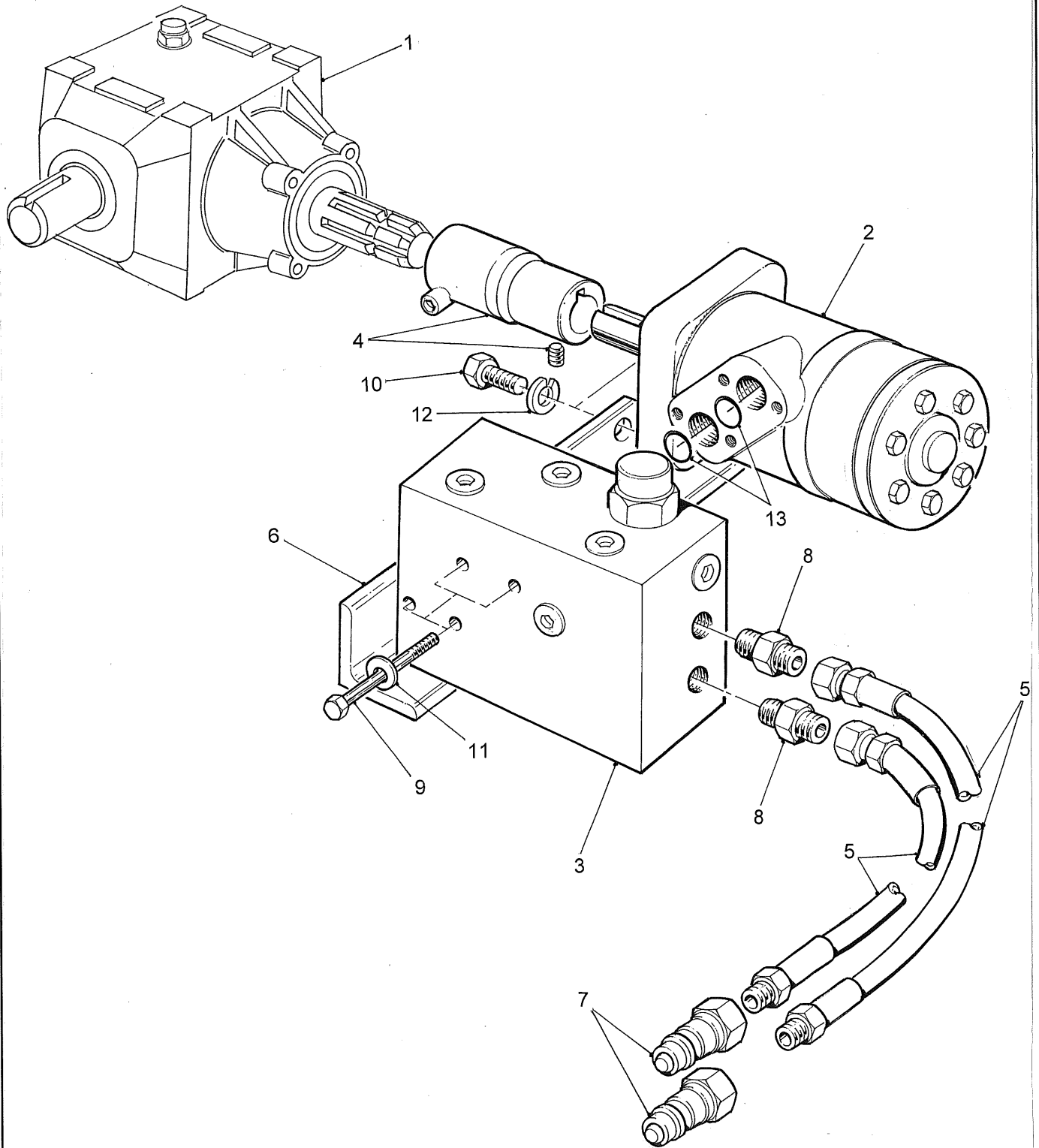
Eddcor
Chesapeake
757-487-3783

Uteco
Richmond
804-266-7807

WASHINGTON

Six States Distributors
Spokane
509-535-7671

Six States Distributors
Pasco
509-545-4217



HYDRAULIC BACKLAPPER ASSEMBLY

ITEM NO.	PART NO.	DESCRIPTION	QTY
HYDRAULIC BACKLAPPER ASSEMBLY			
1	M500077 Ref.	Hydraulic Backlapper Assembly Gearbox	1 1
2	KH30007	Hydraulic Motor	1
	KH70054	Seal Kit. Hydraulic Motor	1
3	M500076	Manifold. Flow Divider	1
4	KD85030	Pump Adapter	1
5	M500075	Hose Assembly	2
6	M100364	Anti-Rotation Stop	1
7	MH10004	Quick Disconnect. Male	2
8	8-8-070120	Fitting. No. 8 Tube to No. 8 'O' Ring Connector	2
9	F040532	Bolt 5/16 unc x 3 1/4 Gr.8	4
10	F040610	Bolt 3/8 unc x 1 Gr. 8	2
11	F320500	Flatwasher 5/16	4
12	F310600	Lockwasher 3/8	2
13	KO00275	'O' Ring	2
NOTE			
<p>The following Reel Sharpening Compounds are available:</p> <p>KL00301 Reel Sharpening Compound 80 Grit. 10 lb. KL00302 Reel Sharpening Compound 80 Grit. 25 lb. KL00311 Reel Sharpening Compound 120 Grit. 10 lb. KL00312 Reel Sharpening Compound 120 Grit. 25 lb. KL00321 Reel Sharpening Compound 180 Grit. 10 lb. KL00322 Reel Sharpening Compound 180 Grit. 25 lb. KL00331 Reel Sharpening Compound 50 Grit. 10 lb. KL00332 Reel Sharpening Compound 50 Grit. 25 lb.</p>			



Kesmac Inc.

23324 Woodbine Avenue, Keswick Ontario Canada L4P 0N1

Tel (905) 476-6222 Fax (905) 476-6744

Web Site www.brouwerkesmac.com Email info@kesmac.com